

FOR LEASE: NEW CONSTRUCTION RETAIL SPACE

±2,675 SF

10 Bethlehem Pike | Chestnut Hill | Philadelphia, PA

EQUITY CRE



PROPERTY HIGHLIGHTS

- Up to ±2,675 SF available
- New construction mixed-use project in the heart of the Historic Chestnut Hill neighborhood of Philadelphia
- Situated below 33 brand new apartment units
- Perfect mixture of walkable access, ample street parking and proximity to public transit
- Seeking fitness, retail, cafe and F&B tenants

LOCATION DETAILS

- Located in the heart of Chestnut Hill with tremendous access to Montgomery County
- Close proximity to public transit
 - SEPTA: Chestnut Hill West Line
 - SEPTA: Chestnut Hill East Line
 - SEPTA: Bus 94 connection Chestnut Hill to Lower MontoCo
- Strong local demographics

CONTACT

CONOR TUNNO

ctunno@equitycre.com

DIRECT 484.531.2004

KEITH SEYMOUR

kseymour@equitycre.com

DIRECT 484.417.2249

STEVE JEFFRIES

sjeffries@equitycre.com

DIRECT 484.531.2250

FOR LEASE: NEW CONSTRUCTION RETAIL SPACE

±2,675 SF

10 Bethlehem Pike | Chestnut Hill | Philadelphia, PA

EQUITY CRE

FLOOR PLANS



The right space. The right move.



CMRE CAPITAL MARKETS REAL ESTATE NETWORK

Information concerning this offering is from sources deemed reliable but no warranty is made to the accuracy thereof and it is submitted subject to errors, omissions, changes of price or other conditions, prior to sale or lease or withdrawal without notice. Equity CRE is licensed in PA, NJ, & DE. Conor Tunno, Keith Seymour & Steve Jeffries are licensed salespersons in PA.

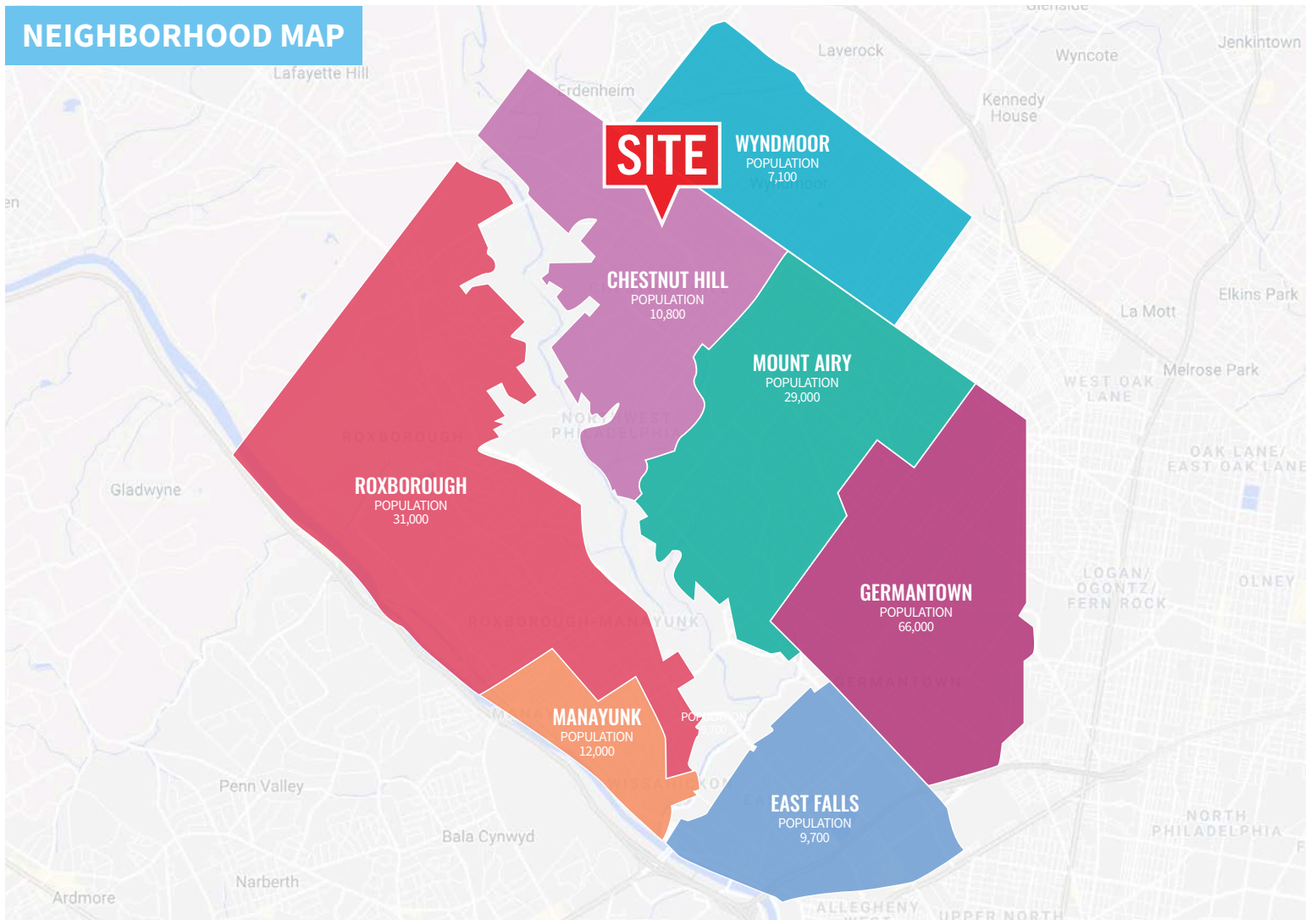
05/26

FOR LEASE: NEW CONSTRUCTION RETAIL SPACE

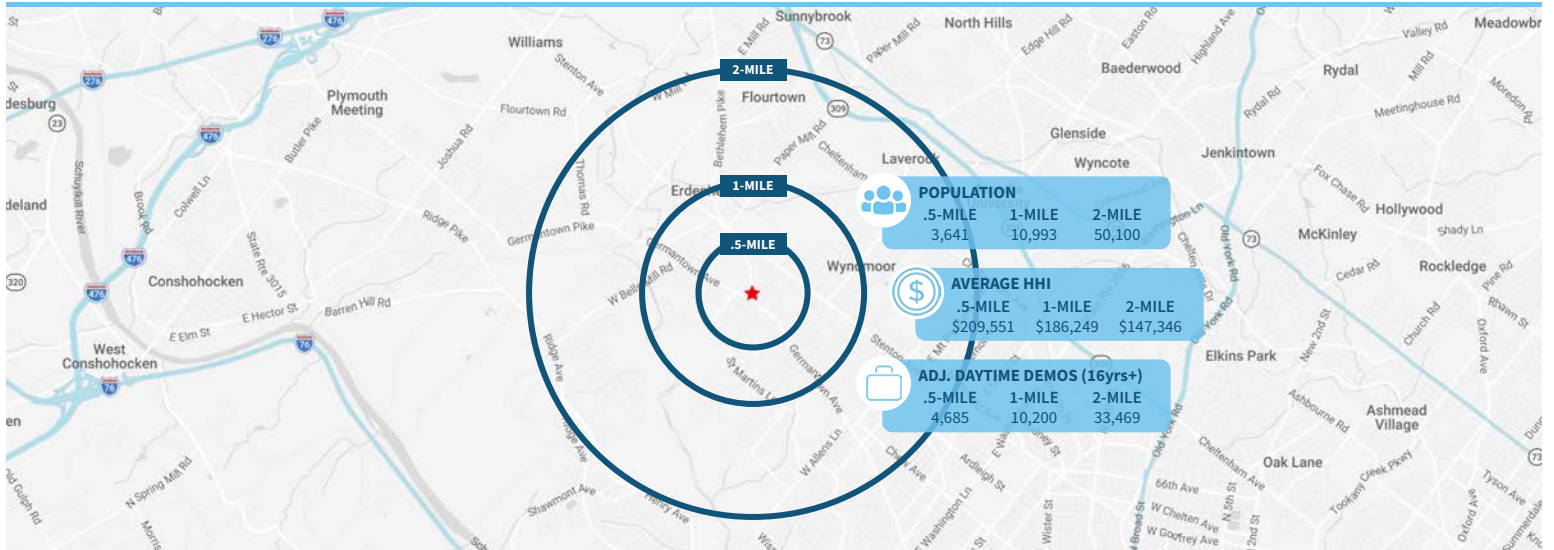
±2,675 SF

10 Bethlehem Pike | Chestnut Hill | Philadelphia, PA

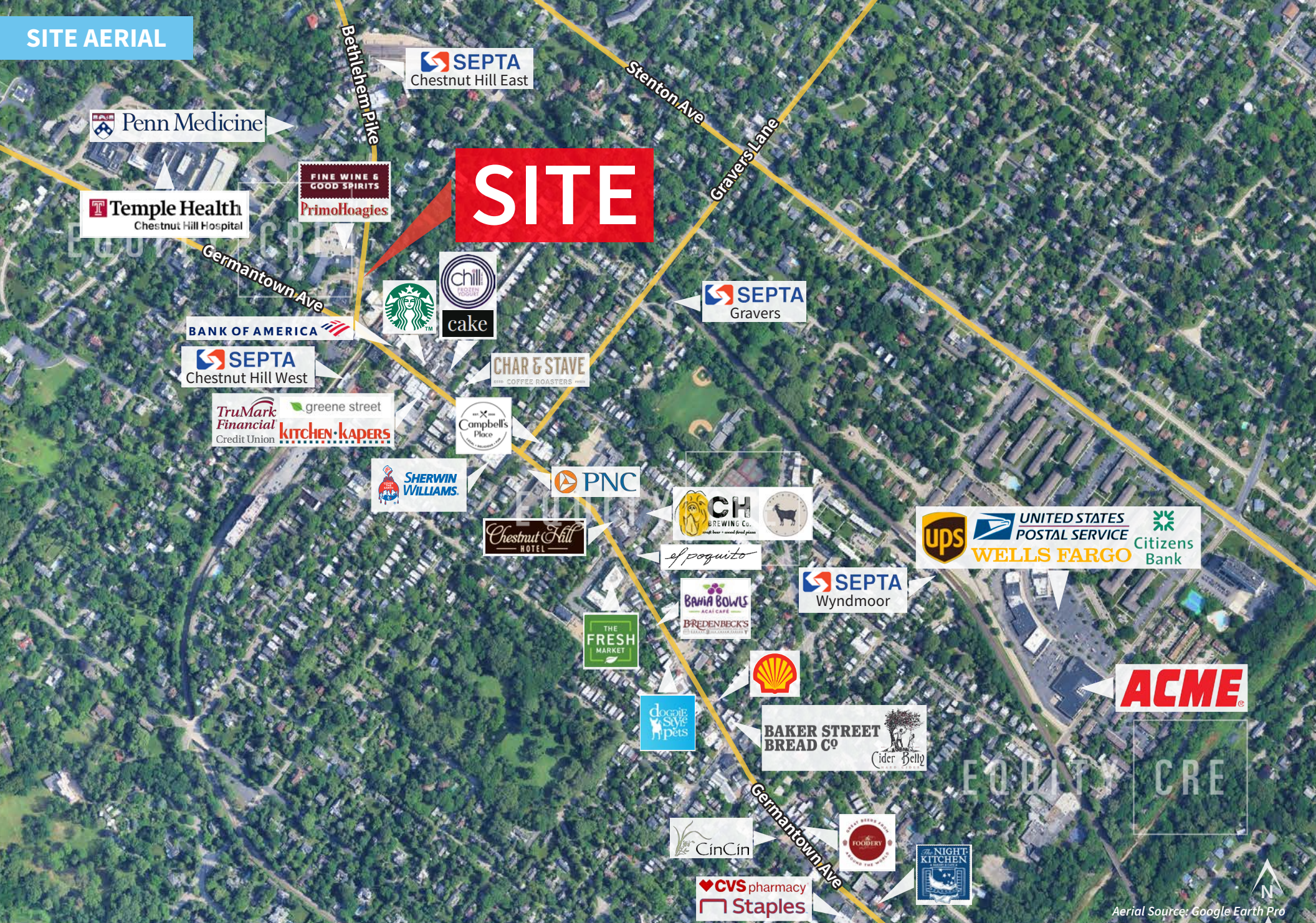
NEIGHBORHOOD MAP



Demographic Overview (0.25, 0.50, 1-mile radius)



SITE AERIAL



Aerial Source: Google Earth Pro

MARKET AERIAL

