

Our services include:

- Sale of income-producing properties
- Disposition of vacant branches and under-performing assets
- Sale-leaseback of bank-owned real estate
- Real estate site selection for financial institutions

Compiled for your information by:

David Goodman, 484.417.2219,
dgoodman@equitycre.com
 David Laiter, 484.482.2550,
dlaiter@equitycre.com
 Edward Ginn, 484.417.2201,
eginn@equitycre.com

Visit our website to see a complete list of our properties currently available:

PROPERTY LISTINGS

Connect with us:



Receive the latest updates from Equity CRE - [Join our mailing list](#)

NNNTrends.com - A Definitive Tool for NNN Trend Analysis

Eager for an update on what your single-tenant triple net real estate investments are worth? Seeking to list your triple net commercial property for sale? NNNTrends saves you time and money by putting these options and more right at your fingertips.

A quick, easy and FREE resource for buyers and sellers of triple net lease properties to:

- See top tenants' customer visitations, comps and other performance metrics in a central dashboard
- Discover NNN commercial real estate investment targets in a wide array of categories and submarkets
- Benefit from expert brokers' on-the-ground perspectives about properties, tenants and regional and submarket competitive dynamics

[Go to NNNTrends.com](#)

Featured NNNTrends - Banking Tenants

Click each tenants' logo to view their metrics:



Debt Credit Ratings

Long-term Debt Credit Ratings

| Bank | S&P | Moody's |
|------------------|------|---------|
| Bank of America | A+ | Aa1 |
| BMO Harris Bank | A+ | Baa1 |
| CapitalOne Bank | BBB | Baa1 |
| Chase Bank | A+ | Aa2 |
| CitiBank | BBB+ | A3 |
| Citizens Bank | A- | Baa1 |
| Fulton Financial | ---- | Baa2 |
| KeyBank | BBB | Baa2 |
| M&T Bank | BBB+ | Baa1 |
| PNC Bank | A- | A3 |
| Santander Bank | A+ | A2 |
| TD Bank | AA- | A1 |
| Truist Bank | A- | Baa1 |
| Wells Fargo | A+ | Aa2 |

March 2026 | Data Collected February 1-28, 2026

Featured Bank Dispositions

Equity CRE represents national banks in the disposition of closed branches and has multiple listings from independent and institutional owners.

For Sale

📍 3111 Quakerbridge Rd,
Hamilton, NJ

📍 701 East Passyunk Ave,
Philadelphia, PA Pending

Under Contract

📍 3400 Chichester Ave,
Boothwyn, PA



For more information about of the above properties or our disposition services, please contact:

David Laiter

610.645.7700 x150

dlaiter@equitycre.com

David Goodman

610.645.7700 x119

dgoodman@equitycre.com

Featured Banks For Sale



PNC Bank

150 W Cheltenham Ave,
Philadelphia, PA

Price: \$1,575,000

Cap Rate: 6.21%

[View Listing](#)



Citizens Bank

1071 Baltimore Pike
Glen Mills, PA

Price: \$5,703,300

Cap Rate: 6.00%

[View Listing](#)



Citizens Bank

907 22nd St
Aliquippa, PA

Price: \$1,362,446

Cap Rate: 6.50%

[View Listing](#)



Chase Bank

8527 Germantown Ave
Philadelphia, PA

Price: \$3,999,000

Cap Rate: 5.25%

[View Listing](#)



Chase Bank

26500 Victorias Landing Rd
Millsboro, DE

Price: \$2,200,000

Cap Rate: 5.00%

[View Listing](#)

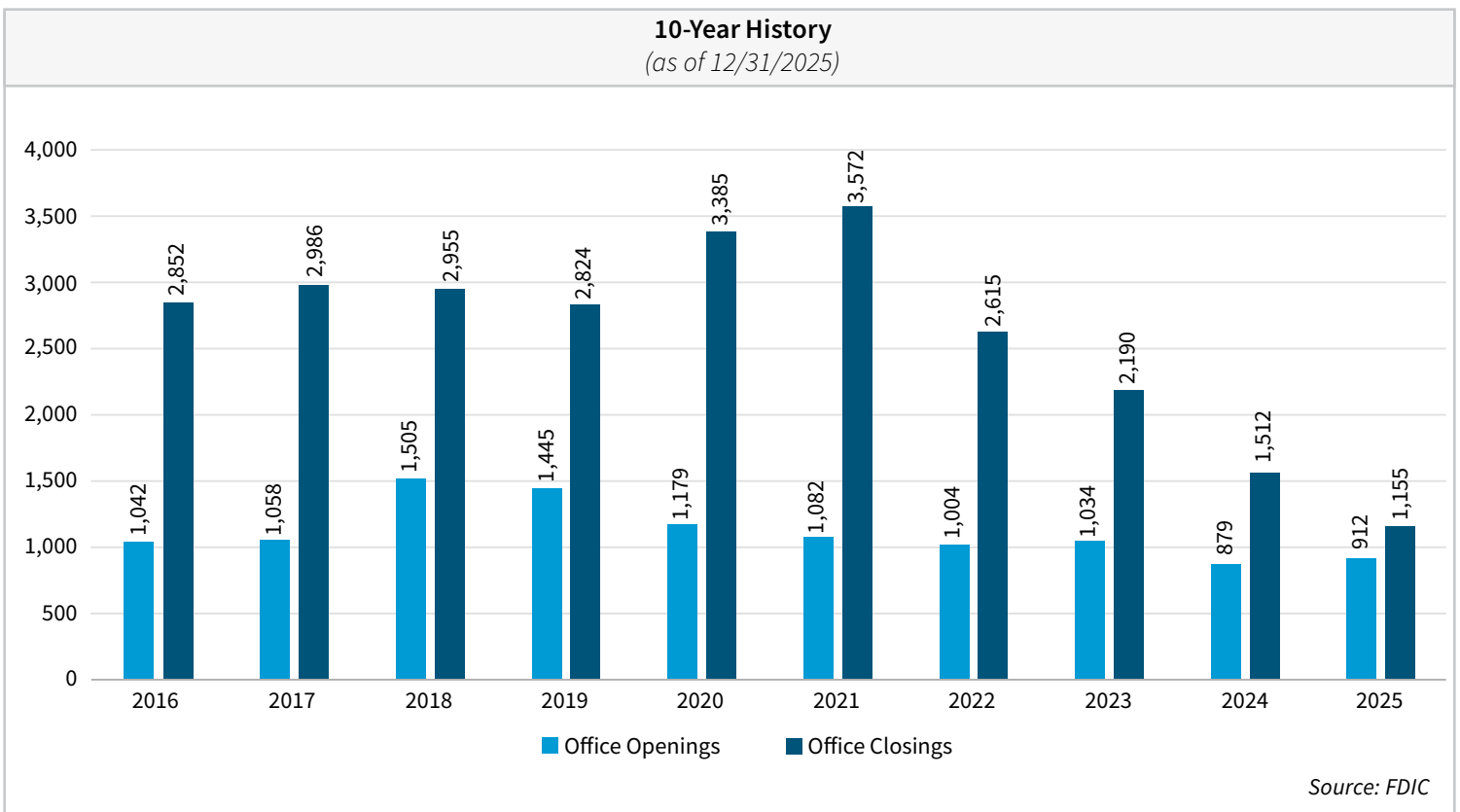
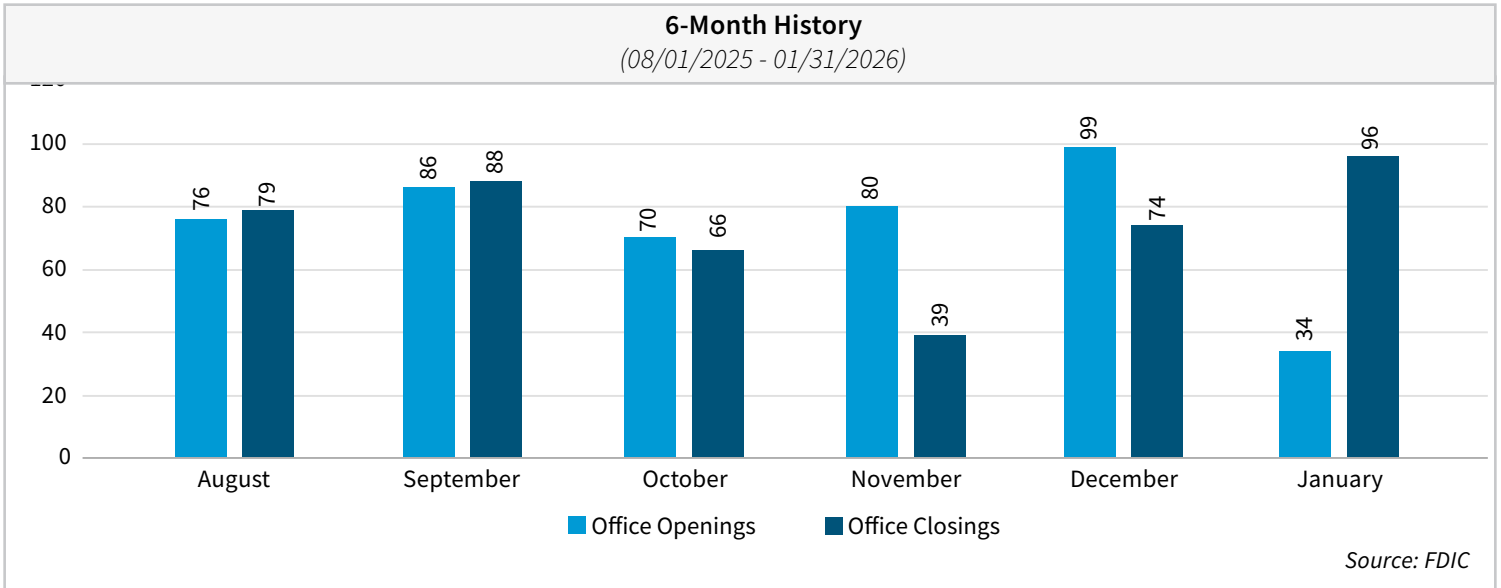
For more information about these properties or our services, please contact:

David Laiter

610.645.7700 x150

dlaiter@equitycre.com

Bank Branches - Effective Openings & Closings



March 2026 | Data Collected February 1-28, 2026

Key Banking Performance and Condition Ratios from BankDeposits.com

New Jersey

[Banks headquartered in NJ - Performance Report](#)

[Banks with branches in NJ - Performance Report](#)

Pennsylvania

[Banks headquartered in PA - Performance Report](#)

[Banks with branches in PA - Performance Report](#)

Delaware

[Banks headquartered in DE - Performance Report](#)

[Banks with branches in DE - Performance Report](#)

New Jersey, Pennsylvania, Delaware

[Banks headquartered in NJ, PA, DE - Performance Report](#)

[Banks with branches in NJ,PA,DE - Performance Report](#)

All Mid-Atlantic

[Banks headquartered in Mid-Atlantic - Performance Report](#)

[Banks with branches in Mid-Atlantic - Performance Report](#)

All labels are sortable. Click [+/-] next to Company for individual call report | Report data source: FDIC Call Reports 03/31/2022

Key Real Estate Data from BankDeposits.com

New Jersey

[Banks headquartered in NJ - Key RE Data](#)

[Banks with Branches in NJ - Key RE Data](#)

Pennsylvania

[Banks headquartered in PA - Key RE Data](#)

[Banks with Branches in PA - Key RE Data](#)

Delaware

[Banks headquartered in DE - Key RE Data](#)

[Banks with Branches in DE - Key RE Data](#)

New Jersey, Pennsylvania, Delaware

[Banks headquartered in NJ, PA, DE - Key RE Data](#)

[Banks with branches in NJ, PA, DE -Key RE Data](#)

All Mid-Atlantic

[Banks HQ in Mid-Atlantic - Key RE Data](#)

[Banks with branches in Mid-Atlantic - Key RE Data](#)

All labels are sortable. Click [+/-] next to Company for individual call report | Report data source: FDIC Call Reports 03/31/2022

March 2026 | Data Collected February 1-28, 2026

Financial Articles (By Company)

| Date Posted | Reference/Company | Article | Source |
|-------------|-----------------------------|---|-------------------------------|
| 2/26/26 | Ambler Savings Bank | Bill Vitiello Hired at Ambler Savings Bank | Philadelphia Business Journal |
| 2/26/26 | Ambler Savings Bank | Rosalia Hoffman Hired at Ambler Savings Bank | Philadelphia Business Journal |
| 2/24/26 | Chase Bank | Chase's Philadelphia retail head talks banks growth plans, search for affluent-focused financial center | Philadelphia Business Journal |
| 2/18/26 | Chase Bank | Chase details locations of 14 Philadelphia-area branches opening in 2026 | Philadelphia Business Journal |
| 2/25/26 | Citadel Credit Union | Siddarth Pattanam Hired at Citadel Credit Union | Philadelphia Business Journal |
| 2/10/26 | Meridian Bank | SBA lending veteran leaves Meridian Bank to launch firm backed by national investor | Philadelphia Business Journal |
| 2/17/26 | Provident Bank | Provident Bank adds another TD Bank executive for senior management role | Philadelphia Business Journal |
| 2/25/26 | QNB Bank / The Victory Bank | QNB Corp. and The Victory Bancorp, Inc. Announce Regulatory Approvals Received for Merger | Barchart |
| 2/3/26 | Santander Bank | Santander to acquire Webster Bank for \$12.3 billion | Philadelphia Business Journal |
| 2/26/26 | TD Bank | TD Bank cut 7.5% of its branches in the last year, but its workforce grew thanks to Nordstrom deal | Philadelphia Business Journal |
| 2/20/26 | TriState Capital Bank | W. Dustin Goldstein Hired at TriState Capital Bank | Philadelphia Business Journal |
| 2/24/26 | Valley National Bank | Husein Lizalovic Hired at Valley National Bank | Philadelphia Business Journal |
| 2/12/26 | Wells Fargo | Wells Fargo CFO expects more layoffs after cutting tens of thousands of workers | Philadelphia Business Journal |
| 2/3/26 | Wells Fargo | Germantown Friends School buys historic bank building from Wells Fargo | Philadelphia Business Journal |
| 2/18/26 | WSFS Bank | WSFS sells former Bryn Mawr Trust headquarters for \$7.6M | Philadelphia Business Journal |

Financial Articles (General)

| Date Posted | Reference/Company | Article | Source |
|-------------|-------------------|---|-------------------------------|
| 2/9/26 | General | Philly native Mike Petrakis built PowerPay, a fintech company for people who think banks are too slow | The Philadelphia Inquirer |
| 2/5/26 | General | The National Observer: Banks gear up for big M&A year | Philadelphia Business Journal |
| 2/4/26 | General | Banking 101: What is a bank, and what does it do? | Yahoo Finance |

March 2026 | Data Collected February 1-28, 2026

Stock Summary (Alphabetical)

Stock Summary - Some Publicly Traded Banks Operating in Philadelphia Metro Market

| Company | Symbol | Close of Business 12/31/2025 | Close of Business 03/02/2026 | % Change From 12/31/2024 to 03/02/2026 | 52-Wk High -As of Close of Business 03/02/2026 | 52-Wk Low -As of Close of Business 03/02/2026 | Price/Book As of Close of Business 03/02/2026 |
|---|--------|---------------------------------|---------------------------------|---|---|--|--|
| Dow Jones Industrial Average | ^DJI | 48,063.29 | 48,904.78 | 1.75% | 50,512.79 | 36,611.78 | -- |
| S&P 500 | ^GSPC | 6,845.50 | 6,881.62 | 0.53% | 7,002.28 | 4,835.04 | -- |
| NASDAQ Composite | ^IXIC | 23,241.99 | 22,748.86 | -2.12% | 24,019.99 | 14,784.03 | -- |
| State Street Financial Select Sector SPDR ETF | XLF | 54.77 | 51.30 | -6.34% | 56.52 | 42.21 | 1.51 |
| 1st Colonial Bancorp, Inc. | FCOB | 20.00 | 20.00 | 0.00% | 21.76 | 12.75 | 1.11 |
| Banco Santander, S.A. | SAN | 11.73 | 11.96 | 1.96% | 13.24 | 5.54 | 1.44 |
| Bank of America Corporation | BAC | 55.00 | 49.81 | -9.44% | 57.55 | 33.07 | 1.30 |
| Citigroup Inc. | C | 116.69 | 111.45 | -4.49% | 125.16 | 55.51 | 1.01 |
| Citizens & Northern Corporation | CZNC | 20.17 | 22.93 | 13.68% | 24.12 | 18.02 | 1.20 |
| Citizens Financial Group, Inc. | CFG | 58.41 | 61.09 | 4.59% | 68.79 | 32.6 | 1.08 |
| Customers Bancorp, Inc. | CUBI | 73.12 | 69.06 | -5.55% | 82.56 | 40.75 | 1.12 |
| Embassy Bancorp, Inc. | EMYB | 18.20 | 20.38 | 11.98% | 20.63 | 14.26 | 1.27 |
| First Bank | FRBA | 16.46 | 16.01 | -2.73% | 18.11 | 12.74 | 0.90 |
| Fulton Financial Corporation | FULT | 19.33 | 20.89 | 8.07% | 22.99 | 14.33 | 1.14 |
| Harleysville Financial Corporation | HARL | 25.50 | 27.01 | 5.92% | 27.25 | 21.75 | 1.05 |
| JPMorgan Chase & Co. | JPM | 322.22 | 297.56 | -7.65% | 337.25 | 202.16 | 2.34 |
| KeyCorp | KEY | 20.64 | 20.91 | 1.31% | 23.35 | 12.73 | 1.29 |
| LINKBANCORP, Inc. | LNKB | 8.26 | 8.83 | 6.90% | 9.59 | 6.09 | 1.08 |
| M&T Bank Corporation | MTB | 201.48 | 219.50 | 8.94% | 239 | 150.75 | 1.27 |
| Meridian Corporation | MRBK | 17.58 | 19.61 | 11.55% | 21.02 | 11.16 | 1.16 |
| OceanFirst Financial Corp. | OCFC | 17.95 | 18.58 | 3.51% | 20.61 | 14.29 | 0.64 |
| Parke Bancorp, Inc. | PKBK | 25.04 | 28.03 | 11.94% | 29.5 | 16.94 | 1.01 |
| Princeton Bancorp, Inc. | BPRN | 34.69 | 34.04 | -1.87% | 37.99 | 27.25 | 0.85 |
| Provident Financial Services, Inc. | PFS | 19.75 | 21.50 | 8.86% | 23.98 | 14.34 | 0.99 |
| QNB Corp. | QNBC | 34.97 | 36.89 | 5.49% | 38.69 | 32.16 | 1.06 |
| Quaint Oak Bancorp, Inc. | QNTO | 11.50 | 15.00 | 30.43% | 15.5 | 8.84 | 0.75 |
| S&T Bancorp, Inc. | STBA | 39.35 | 42.89 | 9.00% | 44.91 | 30.84 | 1.10 |
| The Bancorp, Inc. | TBBK | 67.52 | 54.13 | -19.83% | 81.65 | 40.51 | 3.32 |
| The PNC Financial Services Group, Inc. | PNC | 208.73 | 214.23 | 2.63% | 243.94 | 145.12 | 1.53 |
| The Toronto-Dominion Bank | TD | 94.20 | 98.26 | 4.31% | 99.84 | 54.87 | 1.83 |
| Tompkins Financial Corporation | TMP | 72.52 | 78.43 | 8.15% | 86.95 | 54.16 | 1.20 |
| Truist Financial Corporation | TFC | 49.21 | 49.55 | 0.69% | 56.2 | 33.56 | 1.04 |
| Univest Financial Corporation | UVSP | 32.74 | 34.08 | 4.09% | 36.2 | 22.83 | 1.02 |
| Wells Fargo & Company | WFC | 93.20 | 82.58 | -11.39% | 97.76 | 58.42 | 1.55 |
| WSFS Financial Corporation | WSFS | \$55.24 | \$64.97 | 17.61% | 71.32 | 42.44 | 1.27 |

March 2026 | Data Collected February 1-28, 2026

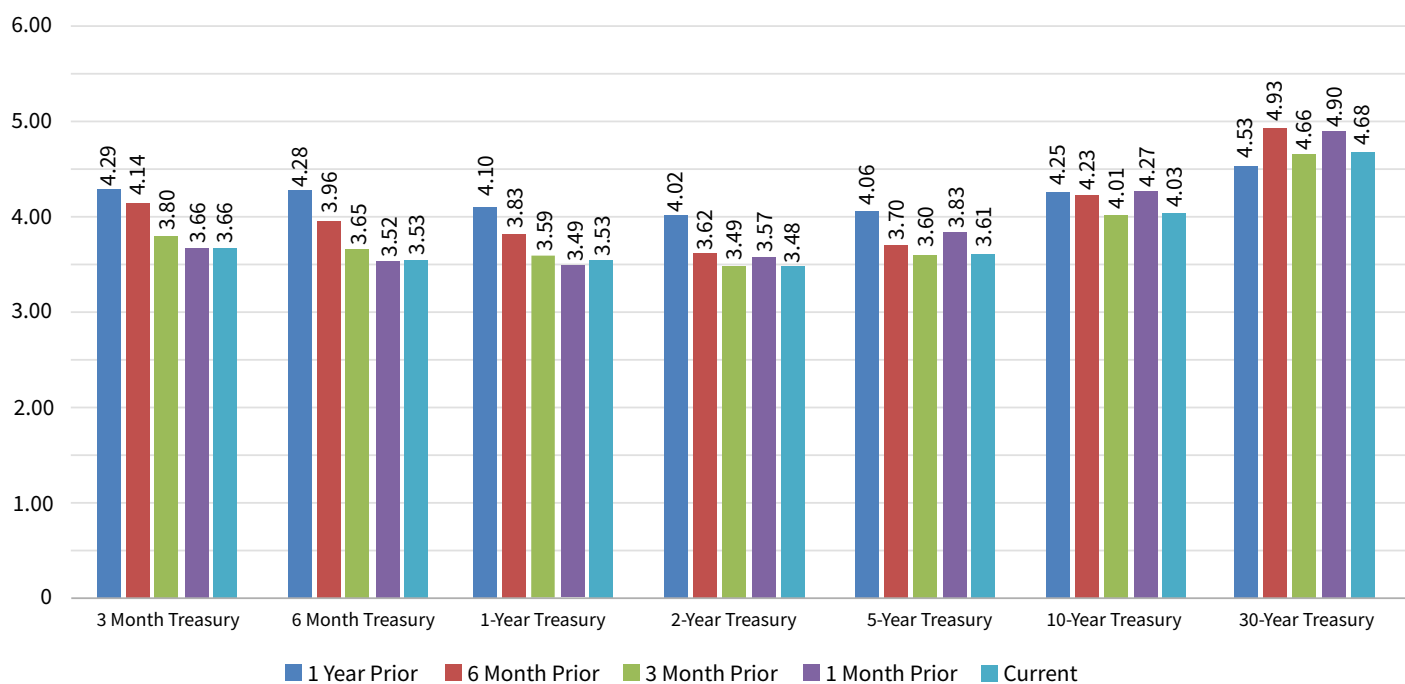
Interest Rate Summary

Equity CRE - Capital Markets Review - Leading Rates

| US Treasuries | 1 Year Prior | 6 Month Prior | 3 Month Prior | 1 Month Prior | Current |
|------------------------|--------------|---------------|---------------|---------------|---------|
| 3 Month Treasury | 4.29 | 4.14 | 3.80 | 3.66 | 3.66 |
| 6 Month Treasury | 4.28 | 3.96 | 3.65 | 3.52 | 3.53 |
| 1 Year Treasury | 4.10 | 3.83 | 3.59 | 3.49 | 3.53 |
| 2-Year Treasury | 4.02 | 3.62 | 3.49 | 3.57 | 3.48 |
| 5-Year Treasury | 4.06 | 3.70 | 3.60 | 3.83 | 3.61 |
| 10-Year Treasury | 4.25 | 4.23 | 4.01 | 4.27 | 4.03 |
| 30-Year Treasury | 4.53 | 4.93 | 4.66 | 4.90 | 4.68 |
| Key Rates | 1 Year Prior | 6 Month Prior | 3 Month Prior | 1 Month Prior | Current |
| Fed Funds Rate | 4.31 | 4.31 | 3.88 | 3.64 | 3.64 |
| Federal Reserve Target | 4.50 | 4.50 | 4.00 | 3.75 | 3.75 |
| Prime Rate | 7.50 | 7.50 | 7.00 | 6.75 | 6.75 |
| SOFR | 1 Year Prior | 6 Month Prior | 3 Month Prior | 1 Month Prior | Current |
| 30-Day Average | 4.36 | 4.35 | 4.01 | 3.66 | 3.67 |
| 90-Day Average | 4.41 | 4.36 | 4.19 | 3.82 | 3.72 |
| 180-Day-Average | 4.68 | 4.37 | 4.30 | 4.08 | 3.96 |
| Muni Bonds - Yields | 1 Year Prior | 6 Month Prior | 3 Month Prior | 1 Month Prior | Current |
| 1-Year | 2.51 | 2.19 | 2.52 | 2.25 | 2.06 |
| 2-Year | 2.56 | 2.21 | 2.47 | 2.22 | 2.06 |
| 5-Year | 2.65 | 2.37 | 2.41 | 2.24 | 2.14 |
| 10-Year | 2.88 | 3.20 | 2.74 | 2.62 | 2.54 |
| 30-Year | 3.92 | 4.64 | 4.11 | 4.21 | 4.15 |

Treasury Rate Comparison

(US Treasuries)



March 2026 | Data Collected February 1-28, 2026

Banks for Sale

Below is a list of some single tenant net lease bank investment properties that are currently for sale in Pennsylvania, New Jersey, Delaware, Maryland, Virginia, West Virginia, and Washington D.C. **This list of available Investment Properties is intended for the use and benefit of Equity CRE current and prospective commercial real estate investment clients.** The list is compiled for our clients to give them an understanding of current pricing of Net Lease bank properties in the region. The information has been gathered from a variety of sources. Some of these properties are listed by Equity CRE, while others are listed by other brokers or are being directly marketed by the owner. However they are listed, we at Equity CRE, either as a dual or a buyer's agent, can represent our client's interest in obtaining information and negotiating the purchase of any of the properties.

| Bank | City | State | Asking Price | Cap Rate | Lease (Years Left) | Lease Type | Lease Increases | 2024 Deposits |
|-----------------|------------------------------|-------|--------------|----------|--------------------|------------|--------------------------|---------------|
| Chase Bank | Mechanicsville | VA | \$1,720,430 | 4.65% | 8 | NNN | 10% every 5 years | \$10,734,000 |
| Chase Bank | Harrisburg | PA | \$2,211,000 | 4.75% | 15 | Ground | 10% every 5 years | New Branch |
| Chase Bank | Clifton | NJ | \$6,000,000 | 5.00% | 15 | Ground | 10% every 5 years | New Branch |
| Chase Bank | Easton | PA | \$5,700,000 | 5.00% | 15 | NNN | 10% every 5 years | New Branch |
| Chase Bank | Millsboro | DE | \$2,200,000 | 5.00% | 15 | NNN | 10% every 5 years | New Branch |
| Bank of America | Moorestown | NJ | \$7,560,000 | 5.00% | 15 | NNN | 10% every 5 years | New Branch |
| Chase Bank | Washington | D.C. | \$9,600,000 | 5.10% | 15 | Ground | 10% every 5 years | New Branch |
| Chase Bank | Southampton | PA | \$3,680,000 | 5.20% | 10.7 | NNN | 9.48% on 10/1/2031 | \$99,370,000 |
| Chase Bank | Williamsburg | VA | \$2,999,999 | 5.20% | 15 | Ground | 10% in options | \$623,000 |
| Bank of America | Philadelphia | PA | \$5,277,000 | 5.25% | 9.5 | NNN | 10% in year 6 & options | \$1,710,000 |
| Chase Bank | Philadelphia (Chestnut Hill) | PA | \$3,999,000 | 5.25% | 15 | Mod. NNN | 10% every 5 years | New Branch |
| KeyBank | Washington | PA | \$4,249,004 | 5.50% | 11 | NNN | 3% annually until 2031 | \$105,733,000 |
| Citizens Bank | Homestead | PA | \$4,383,000 | 5.75% | 9 | Ground | 6% every 5 years | \$71,306,000 |
| TD Bank | Philadelphia | PA | \$4,945,217 | 5.75% | 9 | Ground | 10% every 5 years | \$33,924,000 |
| Firsttrust Bank | Cherry Hill | NJ | \$2,160,000 | 6.00% | 2.75 | NNN | 10% in options | \$180,214,000 |
| Citizens Bank | Glen Mills | PA | \$5,703,300 | 6.00% | 5.2 | Ground | 15% every 5 years | \$179,181,000 |
| KeyBank | Malvern | PA | \$2,916,666 | 6.00% | 5.8 | NNN | 15% in options | \$35,677,000 |
| PNC Bank | Philadelphia | PA | \$1,575,000 | 6.20% | 4.5 | NNN | 2% annually | \$47,886,000 |
| Bank of America | Wayne | PA | \$6,723,568 | 6.25% | 5.9 | NNN | 10% or CPI every 5 years | \$46,085,000 |
| Citizens Bank | Wexford | PA | \$2,200,000 | 6.30% | 6.6 | NNN | 2.5% annually | \$185,997,000 |
| Citizens Bank | Aliquippa | PA | \$1,362,446 | 6.50% | 4.5 | NNN | N/A | \$167,650,000 |
| Bank of America | Colonial Heights | VA | \$1,709,000 | 6.50% | 4.9 | Ground | CPI every 6 years | \$157,683,000 |
| Truist Bank | Perry Hall | MD | \$3,077,000 | 6.50% | 5.7 | NNN | 10% every 5 years | \$116,837,000 |
| Wells Fargo | Philadelphia | PA | \$1,862,000 | 6.50% | 5 | NNN | 10% every 5 years | \$42,275,000 |
| Wells Fargo | Fredericksburg | VA | \$4,848,000 | 7.00% | 13 | Ground | 10% every 5 years | Unknown |
| Fulton Bank | York | PA | \$4,621,000 | 7.15% | 3.8 | NNN | 2.5% annually | \$311,165,000 |
| Quaint Oak Bank | Allentown | PA | \$3,995,000 | 7.27% | 14.2 | NNN | 2% annually | \$119,600,000 |
| S&T Bank | Harrisburg | PA | \$2,115,000 | 7.47% | 3 | Ground | 12.5% every 5 years | \$51,616,000 |
| Bank of America | Cranford | NJ | \$3,990,000 | 7.82% | 4.5 | Ground | 20% in options | \$69,170,000 |
| Citizens Bank | Flemington | NJ | \$1,995,000 | 10.75% | 3 | NNN | N/A | Closed |
| FirstBank | Williamstown | NJ | Undisclosed | Unknown | Unknown | Unknown | Unknown | \$115,535,000 |

March 2026 | Data Collected February 1-28, 2026

Vacant Banks for Sale

Below is a list of some vacated bank properties that are currently for sale in Pennsylvania, New Jersey, and Delaware. **This list of available Properties is intended for the use and benefit of Equity CRE current and prospective commercial real estate investment clients.** The list is compiled for our clients to give them an understanding of current pricing of vacant bank properties in the region. The information has been gathered from a variety of sources. Some of these properties are listed by Equity CRE, while others are listed by other brokers or are being directly marketed by the owner. However they are listed, we at Equity CRE, either as a dual or a buyer's agent, can represent our client's interest in obtaining information and negotiating the purchase of any of the properties.

| Address | City | State | Asking Price | Building Size (SF) | Acreage |
|------------------------------|------------------------|-------|--------------|--------------------|---------|
| 376 Main St | Saegertown | PA | \$179,500 | 3,229 | 0.87 |
| 2014-2016 Noble St | Swissvale (Pittsburgh) | PA | \$295,000 | 5,000 | 0.11 |
| 500 Main St | Bellwood | PA | \$300,000 | 3,598 | 0.11 |
| 801 White Horse Pike | Egg Harbor City | NJ | \$319,000 | 1,764 | 0.34 |
| 223 E. King St | Littlestown | PA | \$325,000 | 1,254 | 0.22 |
| 3rd & Market St | Halifax | PA | \$440,000 | 7,492 | 0.32 |
| 1 N. Robinson Ave | Pen Argyl | PA | \$449,000 | 8,112 | 0.37 |
| 176 Lovell Ave | Ebensburg | PA | \$474,900 | 3,417 | 0.73 |
| 10 Juliustown Rd | Browns Mills | NJ | \$475,000 | 3,904 | 0.87 |
| 1 N. Main St | Red Lion | PA | \$475,000 | 6,800 | 0.50 |
| 212 Front St | Marysville | PA | \$650,000 | 14,500 | 0.45 |
| 418 Belmont Ave | Haledon | NJ | \$700,000 | 1,700 | 0.24 |
| 40 Scotch Rd | Ewing Twp | NJ | \$769,900 | 2,853 | 0.82 |
| 1507 Route 206 | Tabernacle | NJ | \$789,900 | 2,350 | 2.80 |
| 227 Bridgeton Pike | Mantua | NJ | \$800,000 | 1,800 | 0.39 |
| 242 S. Main St | Barneгат | NJ | \$825,000 | 2,944 | 2.93 |
| 155 Main St | Bloomsbury | NJ | \$850,000 | 3,575 | 2.39 |
| 950 N. Pearl St | Bridgeton | NJ | \$895,000 | 2,400 | 0.68 |
| 3711 Germantown Ave | Philadelphia | PA | \$895,000 | 13,842 | 0.12 |
| 1149 Cooper St | Beverly | NJ | \$1,000,000 | 2,356 | 1.16 |
| 1066 Harrison City Export Rd | Jeanette | PA | \$1,000,000 | 6,201 | 1.49 |
| 2 E. Main St | Mechanicsburg | PA | \$1,100,000 | 8,000 | 0.29 |
| 25 Carlisle St | Hanover | PA | \$1,200,000 | 30,112 | 1.04 |
| 1853 Hooper Ave | Toms River | NJ | \$1,200,000 | 2,520 | 1.33 |
| 1188 Valley Rd | Stirling | NJ | \$1,250,000 | 1,400 | 1.05 |
| 1950 Old Philadelphia Pike | Lancaster | PA | \$1,300,000 | 2,240 | 0.57 |
| 1 Hearthstone Court | Reading | PA | \$1,395,000 | 7,406 | 1.75 |
| 408 E. Main St | Bound Brook | NJ | \$1,400,000 | 8,200 | 0.32 |
| 230 Forsgate Dr | Jamesburg | NJ | \$1,475,000 | 3,850 | 1.34 |
| 3111 Quakerbridge Rd | Hamilton Twp | NJ | \$1,500,000 | 10,902 | 3.70 |
| 36 Middlesex Ave | Metuchen | NJ | \$1,500,000 | 2,500 | 0.54 |
| 1101 Tilton Rd | Northfield | NJ | \$1,500,000 | 2,800 | 1.10 |
| 701 E. Passyunk Ave | Philadelphia | PA | \$1,550,000 | 5,042 | 0.07 |
| 93 Main Ave | Wallington | NJ | \$2,200,000 | 2,689 | 0.20 |
| 3805 Neshaminy Blvd | Bensalem | PA | \$2,400,000 | 4,099 | 1.38 |
| 414 Lancaster Ave | Devon | PA | \$3,000,000 | 2,934 | 0.64 |
| 1245 Cocoa Ave | Hershey | PA | \$3,000,000 | 3,661 | 2.72 |
| 1501 Tilton Rd | Northfield | NJ | \$3,000,000 | 15,100 | 1.80 |
| 1852 N. Olden Ave | Ewing | NJ | \$3,995,000 | 4,230 | 1.40 |
| 201 E. 9th St | Ocean City | NJ | \$4,000,000 | 3,000 | 0.62 |

March 2026 | Data Collected February 1-28, 2026

Vacant Banks for Sale

| Address | City | State | Asking Price | Building Size (SF) | Acreage |
|---------------------------|--------------|-------|----------------------------|--------------------|---------|
| 50 Chambersbridge Rd | Lakewood | NJ | \$4,100,000 | 2,600 | 3.00 |
| 855 Mountain Ave | Mountainside | NJ | \$4,999,000 | 7,440 | 1.24 |
| 891 Brunswick Ave | Trenton | NJ | Auction (\$200,000 min) | 10,529 | 0.86 |
| 434 Main St | Chatham | NJ | Auction (\$600,000 min) | 5,036 | 0.46 |
| 2 Springfield Ave | Cranford | NJ | Undisclosed | 375 | 0.22 |
| 3643 PA-31 | Donegal | PA | Undisclosed | 2,500 | 1.20 |
| 1713 W. Main St | Ephrata | PA | Undisclosed | 2,952 | 0.64 |
| 99 N. Haddon Ave | Haddonfield | NJ | Undisclosed | 4,972 | 0.90 |
| 801 Chestnut St | Kulpmont | PA | Undisclosed | 3,058 | 0.04 |
| 1461 Manheim Pike | Lancaster | PA | Undisclosed | 4,132 | 0.97 |
| 153 Bridgeton Pike | Mullica Hill | NJ | Undisclosed | 2,800 | 0.91 |
| 2090 W. State St | New Castle | PA | Undisclosed | 3,000 | 1.03 |
| 1251 Centre Tpke | Orwigsburg | PA | Undisclosed | 2,992 | 1.26 |
| 840 E. Main St | Palmyra | PA | Undisclosed | 4,905 | 1.85 |
| 9996 Haldeman Ave | Philadelphia | PA | Undisclosed | 3,750 | 1.55 |
| 1060 2nd Street Pike | Richboro | PA | Undisclosed | 3,800 | 1.30 |
| 520 Main St | Spotswood | NJ | Undisclosed | 1,520 | 0.57 |
| 295 State Route 23 | Sussex | NJ | Undisclosed | 5,406 | 1.20 |
| 100 W. Main St | Terre Hill | PA | Undisclosed | 7,300 | 1.18 |
| 765 Blue Mountain Dr | Walnutport | PA | Undisclosed | 2,500 | 1.94 |
| 234 Main St | York | PA | Undisclosed | 3,200 | 1.08 |
| 1921 Washington Valley Rd | Bridgewater | NJ | Unpriced | 7,300 | 1.06 |
| 29 Hunter Lane | Camp Hill | PA | Unpriced | 3,100 | 0.82 |
| 510 Route 206 N | Chester | NJ | Unpriced | 2,630 | 0.62 |
| 100 Berlin Rd | Clementon | NJ | Unpriced | 3,000 | Unknown |
| 3100 Garrett Rd | Drexel Hill | PA | Unpriced | 2,986 | 0.57 |
| 824 Lansdowne Ave | Drexel Hill | PA | Unpriced | 2,931 | 0.32 |
| 78 S. Wyoming Ave | Edwardsville | PA | Unpriced | 3,158 | 0.96 |
| 620 Centre St | Freeland | PA | Unpriced | 4,000 | 0.10 |
| 1302 NJ-38 | Hainesport | NJ | Unpriced | 3,866 | 1.60 |
| 1212 Cocoa Ave | Hershey | PA | Unpriced | 1,800 | 0.37 |
| 201 N. Wood Ave | Linden | NJ | Unpriced | 17,000 | 0.17 |
| 234 N. Main St | Loganville | PA | Unpriced | 4,970 | 1.08 |
| 8192 State Route 6 | Meshoppen | PA | Unpriced | 1,900 | 0.14 |
| 4340 Newburg Rd | Nazareth | PA | Unpriced | 4,832 | 2.74 |
| 197 Main St | Newton | NJ | Unpriced | 1,990 | 0.22 |
| 90 Upper Silver Lake Rd | Newtown | PA | Unpriced | 3,950 | 3.21 |
| 1410 Bruce Rd | Oreland | PA | Unpriced | 5,348 | 0.43 |
| 920 Poplar St | Pittsburgh | PA | Unpriced | 4,320 | 0.25 |
| 835 Lawn Ave | Sellersville | PA | Unpriced | 1,539 | 1.15 |
| 400 Market St | Sunbury | PA | Unpriced | 20,495 | 0.19 |

March 2026 | Data Collected February 1-28, 2026

Repositioning Vacant Banks

308 Main St, Asbury Park, NJ

BEFORE

AFTER



Disclaimer: This data was found through independent research. Equity CRE was not involved in this transaction.

For more information about this transaction, contact:

David Laiter

610.645.7700 x150

dlaiter@equitycre.com

Equity CRE Property Listings

Visit our website to see a complete list of our properties currently available:

PROPERTY LISTINGS

EQUITY CRE

For a sample list of NNN bank properties for sale across the U.S., please call or email:

David Laiter | Vice President

610.645.7700 x150

dlaiter@equitycre.com

If you would like to learn more about the real estate services we provide, please contact:

David Goodman | Executive VP / Principal

610.645.7700 x119

dgoodman@equitycre.com

David Laiter | Vice President

610.645.7700 x150

dlaiter@equitycre.com

Memberships:

