

February 2026 | Data Collected January 1-31, 2026

**Our services include:**

- Sale of income-producing properties
- Disposition of vacant branches and under-performing assets
- Sale-leaseback of bank-owned real estate
- Real estate site selection for financial institutions

Visit our website to see a complete list of our properties currently available:

PROPERTY LISTINGS

**2026 Commercial Real Estate Outlook**

Economic uncertainty persists, what will 2026 bring?

[Click here to view the full article from J.P. Morgan](#)

**Compiled for your information by:**

David Goodman, 484.417.2219,  
[dgoodman@equitycre.com](mailto:dgoodman@equitycre.com)

David Laiter, 484.482.2550,  
[dlaiter@equitycre.com](mailto:dlaiter@equitycre.com)

Edward Ginn, 484.417.2201,  
[eginn@equitycre.com](mailto:eginn@equitycre.com)

**Connect with us:**

Receive the latest updates from Equity CRE - [Join our mailing list](#)

**NNNTrends.com - A Definitive Tool for NNN Trend Analysis**

Eager for an update on what your single-tenant triple net real estate investments are worth? Seeking to list your triple net commercial property for sale? NNNTrends saves you time and money by putting these options and more right at your fingertips.

A quick, easy and FREE resource for buyers and sellers of triple net lease properties to:

- See top tenants' customer visitations, comps and other performance metrics in a central dashboard
- Discover NNN commercial real estate investment targets in a wide array of categories and submarkets
- Benefit from expert brokers' on-the-ground perspectives about properties, tenants and regional and submarket competitive dynamics

[Go to NNNTrends.com](https://www.nnntrends.com)
**Featured NNNTrends - Banking Tenants**

Click each tenants' logo to view their metrics:

**Debt Credit Ratings****Long-term Debt Credit Ratings**

Bank	S&P	Moody's
Bank of America	A+	Aa1
BMO Harris Bank	A+	Baa1
CapitalOne Bank	BBB	Baa1
Chase Bank	A+	Aa2
CitiBank	BBB+	A3
Citizens Bank	A-	Baa1
Fulton Financial	----	Baa2
KeyBank	BBB	Baa2
M&T Bank	BBB+	Baa1
PNC Bank	A-	A3
Santander Bank	A+	A2
TD Bank	AA-	A1
Truist Bank	A-	Baa1
Wells Fargo	A+	Aa2

Featured Bank Dispositions

Equity CRE represents national banks in the disposition of closed branches and has multiple listings from independent and institutional owners.

### For Sale

📍 3111 Quakerbridge Rd,  
Hamilton, NJ

Pending

📍 701 East Passyunk Ave,  
Philadelphia, PA

Pending

📍 528 Station Ave,  
Haddon Heights, NJ

Pending

### Under Contract

📍 3400 Chichester Ave,  
Boothwyn, PA



For Sale

Pending

3111 Quakerbridge Rd, Hamilton, NJ

For more information about of the above properties or our disposition services, please contact:

David Laiter	David Goodman
610.645.7700 x150	610.645.7700 x119
<a href="mailto:dlaiter@equitycre.com">dlaiter@equitycre.com</a>	<a href="mailto:dgoodman@equitycre.com">dgoodman@equitycre.com</a>

Featured Banks For Sale

 <div><div><b>PNC Bank</b></div><div>150 W Cheltenham Ave, Philadelphia, PA</div><div>Price: \$1,600,000 Cap Rate: 6.11% <a href="#">View Listing</a></div></div>	 <div><div><b>Citizens Bank</b></div><div>1071 Baltimore Pike Glen Mills, PA</div><div>Price: \$5,703,300 Cap Rate: 6.00% <a href="#">View Listing</a></div></div>	 <div><div><b>Citizens Bank</b></div><div>907 22nd St Aliquippa, PA</div><div>Price: \$1,362,446 Cap Rate: 6.50% <a href="#">View Listing</a></div></div>
 <div><div><b>Chase Bank</b></div><div>8527 Germantown Ave Philadelphia, PA</div><div>Price: \$3,999,000 Cap Rate: 5.25% <a href="#">View Listing</a></div></div>	 <div><div><b>Chase Bank</b></div><div>26500 Victorias Landing Rd Millsboro, DE</div><div>Price: \$2,200,000 Cap Rate: 5.00% <a href="#">View Listing</a></div></div>	<div><div>For more information about these properties or our services, please contact:</div><div>David Laiter 610.645.7700 x150 <a href="mailto:dlaiter@equitycre.com">dlaiter@equitycre.com</a></div></div>

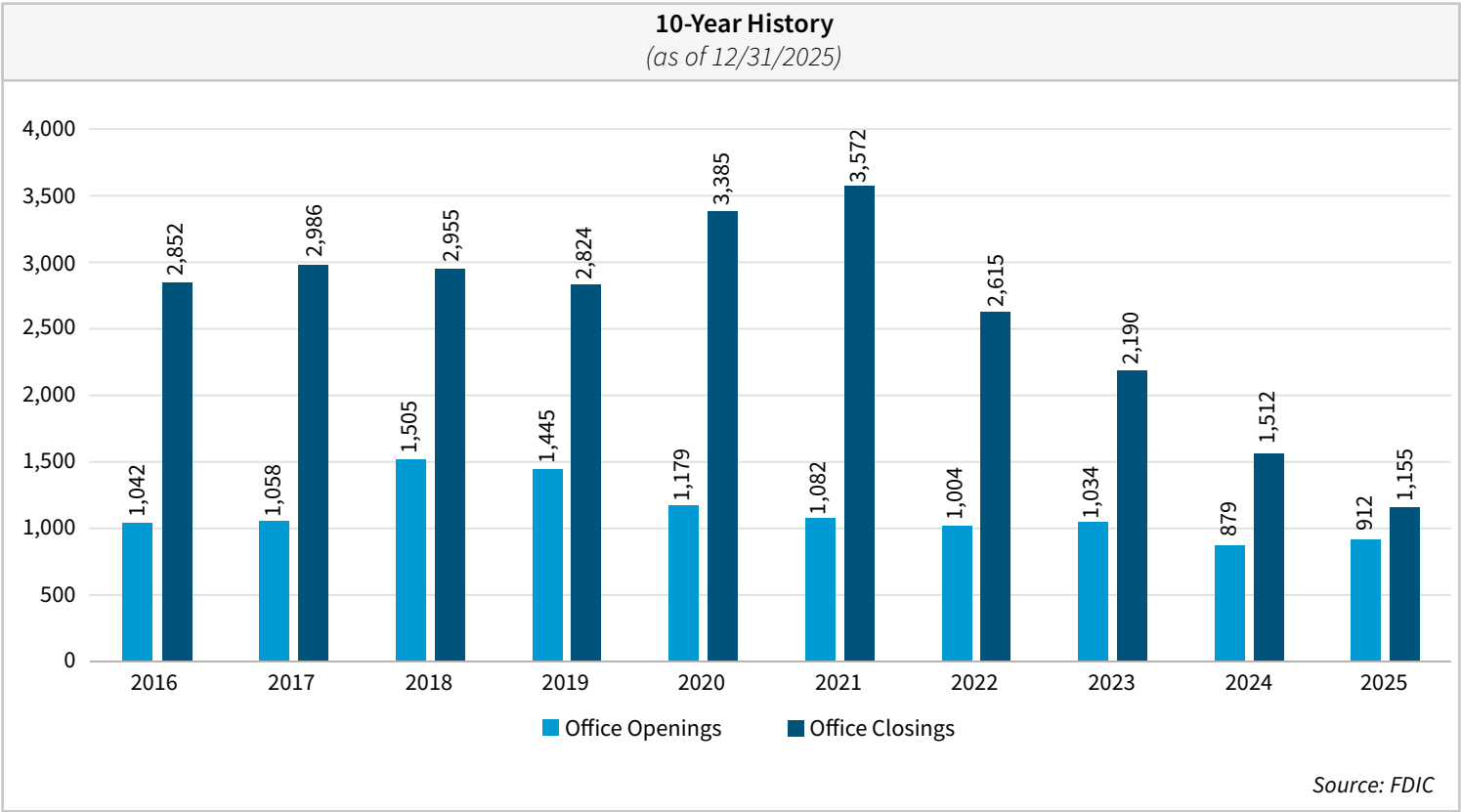
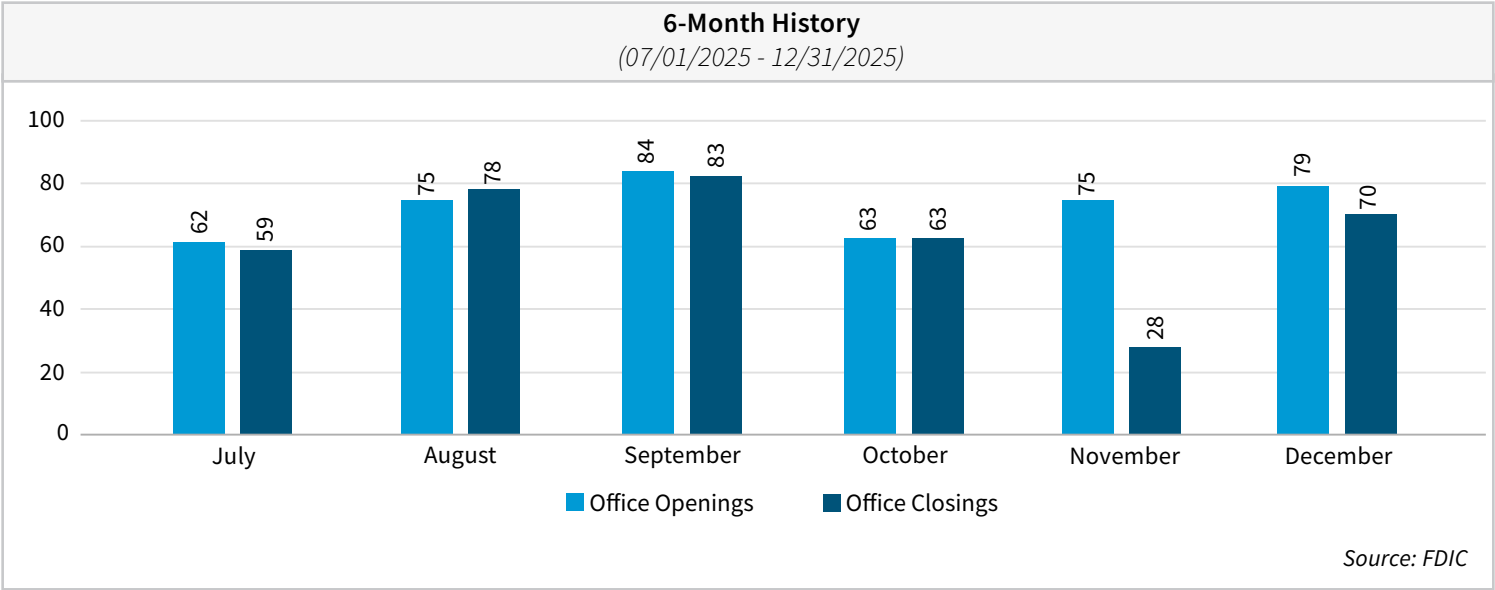
Equity CRE | Plymouth Meeting, PA | Philadelphia, PA | T: 610.645.7700 | [equitycre.com](http://equitycre.com)

2



February 2026 | Data Collected January 1-31, 2026

Bank Branches - Effective Openings & Closings



February 2026 | Data Collected January 1-31, 2026

Key Banking Performance and Condition Ratios from BankDeposits.com

New Jersey	
<a href="#">Banks headquartered in NJ - Performance Report</a>	<a href="#">Banks with branches in NJ - Performance Report</a>
Pennsylvania	
<a href="#">Banks headquartered in PA - Performance Report</a>	<a href="#">Banks with branches in PA - Performance Report</a>
Delaware	
<a href="#">Banks headquartered in DE - Performance Report</a>	<a href="#">Banks with branches in DE - Performance Report</a>
New Jersey, Pennsylvania, Delaware	
<a href="#">Banks headquartered in NJ, PA, DE - Performance Report</a>	<a href="#">Banks with branches in NJ,PA,DE - Performance Report</a>
All Mid-Atlantic	
<a href="#">Banks headquartered in Mid-Atlantic - Performance Report</a>	<a href="#">Banks with branches in Mid-Atlantic - Performance Report</a>

All labels are sortable. Click [+/-] next to Company for individual call report | Report data source: FDIC Call Reports 03/31/2022

Key Real Estate Data from BankDeposits.com

New Jersey	
<a href="#">Banks headquartered in NJ - Key RE Data</a>	<a href="#">Banks with Branches in NJ - Key RE Data</a>
Pennsylvania	
<a href="#">Banks headquartered in PA - Key RE Data</a>	<a href="#">Banks with Branches in PA - Key RE Data</a>
Delaware	
<a href="#">Banks headquartered in DE - Key RE Data</a>	<a href="#">Banks with Branches in DE - Key RE Data</a>
New Jersey, Pennsylvania, Delaware	
<a href="#">Banks headquartered in NJ, PA, DE - Key RE Data</a>	<a href="#">Banks with branches in NJ, PA, DE -Key RE Data</a>
All Mid-Atlantic	
<a href="#">Banks HQ in Mid-Atlantic - Key RE Data</a>	<a href="#">Banks with branches in Mid-Atlantic - Key RE Data</a>

All labels are sortable. Click [+/-] next to Company for individual call report | Report data source: FDIC Call Reports 03/31/2022

February 2026 | Data Collected January 1-31, 2026

## Financial Articles (By Company)

Date Posted	Reference/Company	Article	Source
1/27/26	1st Colonial Bancorp	<a href="#">1st Colonial Bancorp, Inc. Reports Fourth Quarter and Full Year 2025 Results</a>	Barchart
1/16/26	Bank OZK	<a href="#">Bank OZK, Affinius Provide \$140M In Construction Financing For Main Line Apartments</a>	Bisnow
1/26/26	Citizens Bank	<a href="#">Citizens Bank CEO talks about record business profits, data centers, and Phillies' prospects</a>	The Philadelphia Inquirer
1/22/26	Meridian Bank	<a href="#">Tara Sipe Hired at Meridian Bank</a>	Philadelphia Business Journal
1/22/26	Meridian Bank	<a href="#">Erin Cohen Hired at Meridian Bank</a>	Philadelphia Business Journal
1/14/26	PNC Bank	<a href="#">One of Philadelphia's biggest banks to bring employees back full-time</a>	Philadelphia Business Journal
1/5/26	Presence Bank	<a href="#">Coatesville's Presence Bank, founded more than 100 years ago, sells for \$55M</a>	Philadelphia Business Journal
1/6/26	Republic Bank	<a href="#">Republic First alleges insurer's 'bad faith denial' contributed to its collapse</a>	Philadelphia Business Journal
1/4/26	Republic Bank	<a href="#">FDIC investigating board members of failed Republic First Bancorp, shareholder lawyers allege in filing</a>	Philadelphia Business Journal

## Financial Articles (General)

Date Posted	Reference/Company	Article	Source
1/15/26	General	<a href="#">Bank M&amp;A momentum is building for 2026. Will Philadelphia-area banks join in?</a>	Philadelphia Business Journal
1/10/26	General	<a href="#">Trump pushes a 1-year, 10% cap on credit card interest rates and banks balk</a>	The Philadelphia Inquirer
1/5/26	General	<a href="#">5 best banks and credit unions for military in 2026</a>	Yahoo Finance

February 2026 | Data Collected January 1-31, 2026

## Stock Summary (Alphabetical)

## Stock Summary - Some Publicly Traded Banks Operating in Philadelphia Metro Market

Company	Symbol	Close of Business 12/31/2025	Close of Business 01/31/2026	% Change From 12/31/2024 to 01/31/2026	52-Wk High -As of Close of Business 01/31/2026	52-Wk Low -As of Close of Business 01/31/2026	Price/Book As of Close of Business 01/31/2026
Dow Jones Industrial Average	^DJI	48,063.29	48,892.47	1.73%	49,633.35	36,611.78	--
S&P 500	^GSPC	6,845.50	6,939.03	1.37%	7,002.28	4,835.04	--
NASDAQ Composite	^IXIC	23,241.99	23,461.82	0.95%	24,019.99	14,784.03	--
State Street Financial Select Sector SPDR ETF	XLF	54.77	53.44	-2.43%	56.52	42.21	1.57
1st Colonial Bancorp, Inc.	FCOB	20.00	20.85	4.25%	21.65	12.75	1.16
Banco Santander, S.A.	SAN	11.73	12.75	8.70%	13.05	4.85	1.56
Bank of America Corporation	BAC	55.00	53.2	-3.27%	57.55	33.07	1.38
Citigroup Inc.	C	116.69	115.71	-0.84%	124.17	55.51	1.05
Citizens & Northern Corporation	CZNC	20.17	22.76	12.84%	22.86	18.02	1.19
Citizens Financial Group, Inc.	CFG	58.41	62.98	7.82%	65.88	32.6	1.12
Customers Bancorp, Inc.	CUBI	73.12	79.02	8.07%	82.56	40.75	1.28
Embassy Bancorp, Inc.	EMYB	18.20	18.6	2.20%	18.96	14.26	1.16
First Bank	FRBA	16.46	16.68	1.34%	18.11	12.74	0.93
Fulton Financial Corporation	FULT	19.33	20.65	6.83%	21.24	14.33	1.13
Harleysville Financial Corporation	HARL	25.50	25.61	0.43%	25.98	21.75	1.00
JPMorgan Chase & Co.	JPM	322.22	305.89	-5.07%	337.25	202.16	2.41
KeyCorp	KEY	20.64	21.52	4.26%	22.07	12.73	1.33
LINKBANCORP, Inc.	LNKB	8.26	8.75	5.93%	9.04	6.09	1.07
M&T Bank Corporation	MTB	201.48	221.57	9.97%	222.83	150.75	1.28
Meridian Corporation	MRBK	17.58	18.93	7.68%	19.24	11.16	1.12
OceanFirst Financial Corp.	OCFC	17.95	18.75	4.46%	20.61	14.29	0.65
Parke Bancorp, Inc.	PKBK	25.04	27.31	9.07%	28.22	16.94	0.99
Princeton Bancorp, Inc.	BPRN	34.69	36.23	4.44%	37.99	27.25	0.91
Provident Financial Services, Inc.	PFS	19.75	22.14	12.10%	22.46	14.34	1.02
QNB Corp.	QNBC	34.97	38.05	8.81%	38.3	32.16	1.10
Quaint Oak Bancorp, Inc.	QNTD	11.50	12.15	5.65%	12.74	8.84	0.61
S&T Bancorp, Inc.	STBA	39.35	42.64	8.36%	43.9	30.84	1.09
The Bancorp, Inc.	TBBK	67.52	59.44	-11.97%	81.65	40.51	7.30
The PNC Financial Services Group, Inc.	PNC	208.73	223.3	6.98%	227.78	145.12	1.44
The Toronto-Dominion Bank	TD	94.20	93.49	-0.75%	96.44	54.14	1.72
Tompkins Financial Corporation	TMP	72.52	80.12	10.48%	80.47	54.16	1.22
Truist Financial Corporation	TFC	49.21	51.42	4.49%	51.67	33.56	1.08
Univest Financial Corporation	UVSP	32.74	33.14	1.22%	35.65	22.83	0.99
Wells Fargo & Company	WFC	93.20	90.49	-2.91%	97.76	58.42	1.70

February 2026 | Data Collected January 1-31, 2026

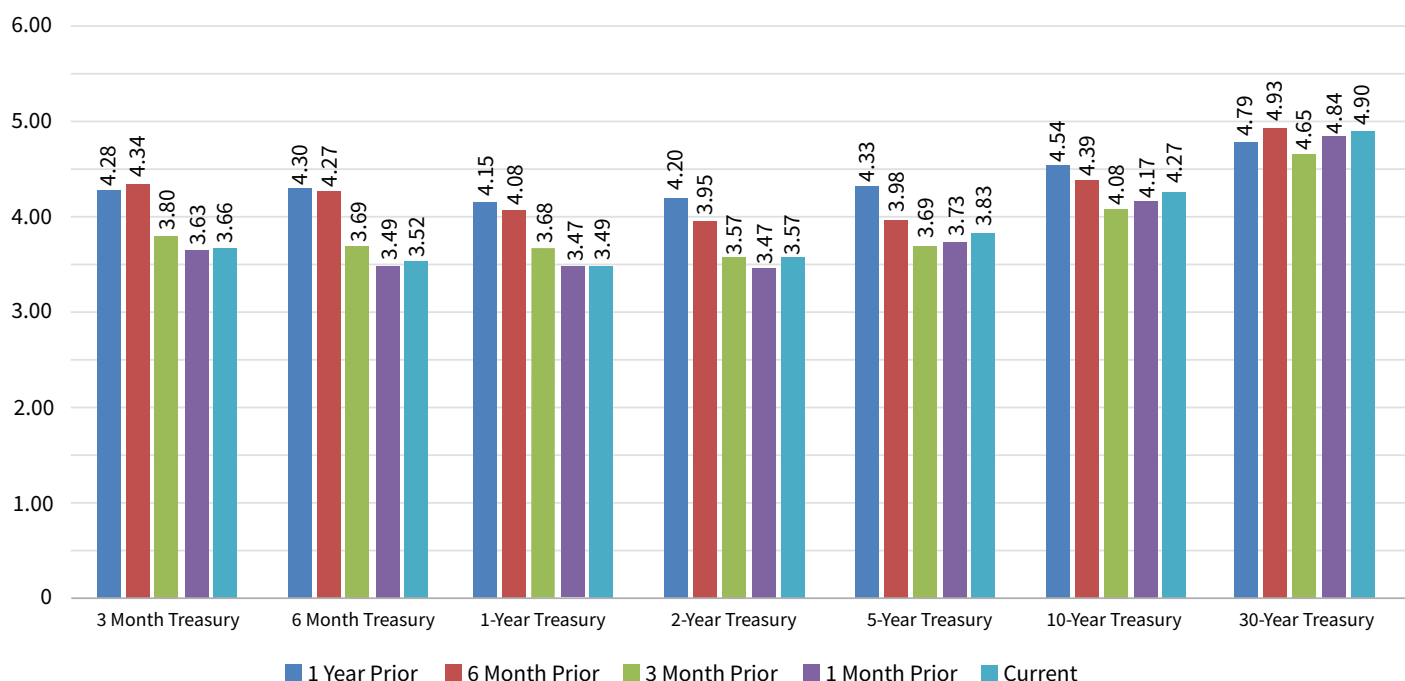
## Interest Rate Summary

## Equity CRE - Capital Markets Review - Leading Rates

US Treasuries	1 Year Prior	6 Month Prior	3 Month Prior	1 Month Prior	Current
3 Month Treasury	4.28	4.34	3.80	3.63	3.66
6 Month Treasury	4.30	4.27	3.68	3.49	3.52
1 Year Treasury	4.15	4.08	3.68	3.47	3.49
2-Year Treasury	4.20	3.95	3.57	3.47	3.57
5-Year Treasury	4.33	3.98	3.69	3.73	3.83
10-Year Treasury	4.54	4.39	4.08	4.17	4.27
30-Year Treasury	4.79	4.93	4.65	4.84	4.90
Key Rates	1 Year Prior	6 Month Prior	3 Month Prior	1 Month Prior	Current
Fed Funds Rate	4.31	4.31	3.86	3.64	3.64
Federal Reserve Target	4.50	4.50	4.00	3.75	3.75
Prime Rate	7.50	7.50	7.00	6.75	6.75
SOFR	1 Year Prior	6 Month Prior	3 Month Prior	1 Month Prior	Current
30-Day Average	4.32	4.34	4.20	3.79	3.66
90-Day Average	4.51	4.34	4.30	4.01	3.82
180-Day-Average	4.85	4.37	4.34	4.20	4.08
Muni Bonds - Yields	1 Year Prior	6 Month Prior	3 Month Prior	1 Month Prior	Current
1-Year	2.65	2.38	2.54	2.49	2.25
2-Year	2.71	2.40	2.49	2.44	2.22
5-Year	2.83	2.53	2.40	2.39	2.24
10-Year	3.06	3.27	2.73	2.73	2.62
30-Year	3.96	4.69	4.12	4.19	4.21

## Treasury Rate Comparison

(US Treasuries)



February 2026 | Data Collected January 1-31, 2026

## Banks for Sale

Below is a list of some single tenant net lease bank investment properties that are currently for sale in Pennsylvania, New Jersey, Delaware, Maryland, Virginia, West Virginia, and Washington D.C. **This list of available investment properties is intended for the use and benefit of Equity CRE current and prospective commercial real estate investment clients.** The list is compiled for our clients to give them an understanding of current pricing of Net Lease bank properties in the region. The information has been gathered from a variety of sources. Some of these properties are listed by Equity CRE, while others are listed by other brokers or are being directly marketed by the owner. However they are listed, we at Equity CRE, either as a dual or a buyer's agent, can represent our client's interest in obtaining information and negotiating the purchase of any of the properties.

Bank	City	State	Asking Price	Cap Rate	Lease (Years Left)	Lease Type	Lease Increases	2024 Deposits
Chase Bank	Mechanicsville	VA	\$1,720,430	4.65%	8	NNN	10% every 5 years	\$10,734,000
Chase Bank	Harrisburg	PA	\$2,211,000	4.75%	15	Ground	10% every 5 years	New Branch
Chase Bank	Linganore-Bartonsville (Frederick)	MD	\$3,541,667	4.80%	15	Ground	10% every 5 years	New Branch
Chase Bank	Clifton	NJ	\$6,000,000	5.00%	15	Ground	10% every 5 years	New Branch
Chase Bank	Easton	PA	\$5,700,000	5.00%	15	NNN	10% every 5 years	New Branch
Chase Bank	Millsboro	DE	\$2,200,000	5.00%	15	NNN	10% every 5 years	New Branch
Bank of America	Moorestown	NJ	\$7,560,000	5.00%	15	NNN	10% every 5 years	New Branch
Chase Bank	Williamsburg	VA	\$3,095,000	5.05%	15	Ground	10% in options	\$623,000
Chase Bank	Washington	D.C.	\$9,600,000	5.10%	15	Ground	10% every 5 years	New Branch
Chase Bank	Southampton	PA	\$3,680,000	5.20%	10.7	NNN	9.48% on 10/1/2031	\$99,370,000
Bank of America	Philadelphia	PA	\$5,277,000	5.25%	9.5	NNN	10% in year 6 & options	\$1,710,000
Chase Bank	Philadelphia (Chestnut Hill)	PA	\$3,999,000	5.25%	15	Mod. NNN	10% every 5 years	New Branch
KeyBank	Washington	PA	\$4,249,004	5.50%	11	NNN	3% annually until 2031	\$105,733,000
Citizens Bank	Homestead	PA	\$4,383,000	5.75%	9	Ground	6% every 5 years	\$71,306,000
TD Bank	Philadelphia	PA	\$4,945,217	5.75%	9	Ground	10% every 5 years	\$33,924,000
Atlantic Union Bank	Chantilly	VA	\$2,231,666	6.00%	4	NN	3% annually	\$352,210,000
Firsttrust Bank	Cherry Hill	NJ	\$2,160,000	6.00%	2.75	NNN	10% in options	\$180,214,000
Citizens Bank	Glen Mills	PA	\$5,703,300	6.00%	5.2	Ground	15% every 5 years	\$179,181,000
KeyBank	Malvern	PA	\$2,916,666	6.00%	5.8	NNN	15% in options	\$35,677,000
Citizens Bank	Wexford	PA	\$2,300,000	6.02%	6.6	NNN	2.5% annually	\$185,997,000
PNC Bank	Philadelphia	PA	\$1,600,000	6.11%	4.5	NNN	2% annually	\$47,886,000
Bank of America	Cockeysville	MD	\$5,519,360	6.25%	4.7	NNN	12% every 5 years	\$957,810,000
Bank of America	Wayne	PA	\$6,723,568	6.25%	5.9	NNN	10% or CPI every 5 years	\$46,085,000
Wells Fargo	Whitehall	PA	\$2,000,000	6.25%	4.7	Ground	N/A	\$200,605,000
Citizens Bank	Aliquippa	PA	\$1,362,446	6.50%	4.5	NNN	N/A	\$167,650,000
Bank of America	Colonial Heights	VA	\$1,709,000	6.50%	4.9	Ground	CPI every 6 years	\$157,683,000
Truist Bank	Perry Hall	MD	\$3,077,000	6.50%	5.7	NNN	10% every 5 years	\$116,837,000
Wells Fargo	Philadelphia	PA	\$1,862,000	6.50%	5	NNN	10% every 5 years	\$42,275,000
Wells Fargo	Fredericksburg	VA	\$4,848,000	7.00%	13	Ground	10% every 5 years	Unknown
Fulton Bank	York	PA	\$4,621,000	7.15%	3.8	NNN	2.5% annually	\$311,165,000
Quaint Oak Bank	Allentown	PA	\$3,995,000	7.27%	14.2	NNN	2% annually	\$119,600,000
S&T Bank	Harrisburg	PA	\$2,115,000	7.47%	3	Ground	12.5% every 5 years	\$51,616,000
Bank of America	Cranford	NJ	\$3,900,000	8.00%	4.5	Ground	20% in options	\$69,170,000
Citizens Bank	Flemington	NJ	\$1,995,000	10.75%	3	NNN	N/A	Closed
FirstBank	Williamstown	NJ	Undisclosed	Unknown	Unknown	Unknown	Unknown	\$115,535,000



February 2026 | Data Collected January 1-31, 2026

## Vacant Banks for Sale

Below is a list of some vacated bank properties that are currently for sale in Pennsylvania, New Jersey, and Delaware. **This list of available Properties is intended for the use and benefit of Equity CRE current and prospective commercial real estate investment clients.** The list is compiled for our clients to give them an understanding of current pricing of vacant bank properties in the region. The information has been gathered from a variety of sources. Some of these properties are listed by Equity CRE, while others are listed by other brokers or are being directly marketed by the owner. However they are listed, we at Equity CRE, either as a dual or a buyer's agent, can represent our client's interest in obtaining information and negotiating the purchase of any of the properties.

Address	City	State	Asking Price	Building Size (SF)	Acreage
376 Main St	Saegertown	PA	\$179,500	3,229	0.87
2014-2016 Noble St	Swissvale (Pittsburgh)	PA	\$295,000	5,000	0.11
500 Main St	Bellwood	PA	\$300,000	3,598	0.11
3rd & Market St	Halifax	PA	\$440,000	7,492	0.32
1 N. Robinson Ave	Pen Argyl	PA	\$449,000	8,112	0.37
176 Lovell Ave	Ebensburg	PA	\$474,900	3,417	0.73
10 Juliustown Rd	Browns Mills	NJ	\$475,000	3,904	0.87
1 N. Main St	Red Lion	PA	\$475,000	6,800	0.50
212 Front St	Marysville	PA	\$650,000	14,500	0.45
418 Belmont Ave	Haledon	NJ	\$700,000	1,700	0.24
40 Scotch Rd	Ewing Twp	NJ	\$769,900	2,853	0.82
1507 Route 206	Tabernacle	NJ	\$789,900	2,350	2.80
227 Bridgeton Pike	Mantua	NJ	\$800,000	1,800	0.39
242 S. Main St	Barneget	NJ	\$825,000	2,944	2.93
155 Main St	Bloomsbury	NJ	\$850,000	3,575	2.39
950 N. Pearl St	Bridgeton	NJ	\$895,000	2,400	0.68
3711 Germantown Ave	Philadelphia	PA	\$895,000	13,842	0.12
1515 Woodbury Glassboro Rd	Wenonah	NJ	\$895,000	3,964	2.64
1149 Cooper St	Beverly	NJ	\$1,000,000	2,356	1.16
1066 Harrison City Export Rd	Jeanette	PA	\$1,000,000	6,201	1.49
2 E. Main St	Mechanicsburg	PA	\$1,100,000	8,000	0.29
25 Carlisle St	Hanover	PA	\$1,200,000	30,112	1.04
1853 Hooper Ave	Toms River	NJ	\$1,200,000	2,520	1.33
1188 Valley Rd	Stirling	NJ	\$1,250,000	1,400	1.05
1 Hearthstone Court	Reading	PA	\$1,395,000	7,406	1.75
408 E. Main St	Bound Brook	NJ	\$1,400,000	8,200	0.32
230 Forsgate Dr	Jamesburg	NJ	\$1,475,000	3,850	1.34
3111 Quakerbridge Rd	Hamilton Twp	NJ	\$1,500,000	10,902	3.70
1950 Old Philadelphia Pike	Lancaster	PA	\$1,500,000	2,240	0.57
36 Middlesex Ave	Metuchen	NJ	\$1,500,000	2,500	0.54
1101 Tilton Rd	Northfield	NJ	\$1,500,000	2,800	1.10
701 E. Passyunk Ave	Philadelphia	PA	\$1,550,000	5,042	0.07
1000 Ridge Rd	Pottstown	PA	\$1,700,000	7,297	0.36
1060 2nd Street Pike	Richboro	PA	\$1,800,000	3,800	1.30
93 Main Ave	Wallington	NJ	\$2,200,000	2,689	0.20
3805 Neshaminy Blvd	Bensalem	PA	\$2,400,000	4,099	1.38
414 Lancaster Ave	Devon	PA	\$3,000,000	2,934	0.64

February 2026 | Data Collected January 1-31, 2026

## Vacant Banks for Sale

Address	City	State	Asking Price	Building Size (SF)	Acreage
1245 Cocoa Ave	Hershey	PA	\$3,000,000	3,661	2.72
1501 Tilton Rd	Northfield	NJ	\$3,000,000	15,100	1.80
1852 N. Olden Ave	Ewing	NJ	\$3,995,000	4,230	1.40
201 E. 9th St	Ocean City	NJ	\$4,000,000	3,000	0.62
50 Chambersbridge Rd	Lakewood	NJ	\$4,100,000	2,600	3.00
855 Mountain Ave	Mountainside	NJ	\$4,999,000	7,440	1.24
891 Brunswick Ave	Trenton	NJ	Auction (\$200,000 min)	10,529	0.86
2 Springfield Ave	Cranford	NJ	Undisclosed	375	0.22
1713 W. Main St	Ephrata	PA	Undisclosed	2,952	0.64
99 N. Haddon Ave	Haddonfield	NJ	Undisclosed	4,972	0.90
801 Chestnut St	Kulpmont	PA	Undisclosed	3,058	0.04
2090 W. State St	New Castle	PA	Undisclosed	3,000	1.03
1251 Centre Tpke	Orwigsburg	PA	Undisclosed	2,992	1.26
840 E. Main St	Palmyra	PA	Undisclosed	4,905	1.85
9996 Haldeman Ave	Philadelphia	PA	Undisclosed	3,750	1.55
520 Main St	Spotswood	NJ	Undisclosed	1,520	0.57
295 State Route 23	Sussex	NJ	Undisclosed	5,406	1.20
100 W. Main St	Terre Hill	PA	Undisclosed	7,300	1.18
765 Blue Mountain Dr	Walnutport	PA	Undisclosed	2,500	1.94
234 Main St	York	PA	Undisclosed	3,200	1.08
1921 Washington Valley Rd	Bridgewater	NJ	Unpriced	7,300	1.06
29 Hunter Lane	Camp Hill	PA	Unpriced	3,100	0.82
434 Main St	Chatham	NJ	Unpriced	5,036	0.46
510 Route 206 N	Chester	NJ	Unpriced	2,630	0.62
100 Berlin Rd	Clementon	NJ	Unpriced	3,000	Unknown
3643 PA-31	Donegal	PA	Unpriced	2,500	1.20
3100 Garrett Rd	Drexel Hill	PA	Unpriced	2,986	0.57
824 Lansdowne Ave	Drexel Hill	PA	Unpriced	2,931	0.32
620 Centre St	Freeland	PA	Unpriced	4,000	0.10
1302 NJ-38	Hainesport	NJ	Unpriced	3,866	1.60
1212 Cocoa Ave	Hershey	PA	Unpriced	1,800	0.37
234 N. Main St	Loganville	PA	Unpriced	4,970	1.08
8192 State Route 6	Meshoppen	PA	Unpriced	1,900	0.14
90 Upper Silver Lake Rd	Newtown	PA	Unpriced	3,950	3.21
1410 Bruce Rd	Oreland	PA	Unpriced	5,348	0.43
5714 Westfield Ave	Pennsauken	NJ	Unpriced	3,058	0.30
920 Poplar St	Pittsburgh	PA	Unpriced	4,320	0.25
835 Lawn Ave	Sellersville	PA	Unpriced	1,539	1.15
400 Market St	Sunbury	PA	Unpriced	20,495	0.19

February 2026 | Data Collected January 1-31, 2026

### Repositioning Vacant Banks

5624 Peach St, Erie, PA

BEFORE

AFTER



*Disclaimer: This data was found through independent research. Equity CRE was not involved in this transaction.*

**For more information about this transaction, contact:**

David Laiter

610.645.7700 x150

[dlaiter@equitycre.com](mailto:dlaiter@equitycre.com)

### Equity CRE Property Listings

Visit our website to see a complete list of our properties currently available:

PROPERTY LISTINGS

# EQUITY CRE

**For a sample list of NNN bank properties for sale across the U.S., please call or email:**

David Laiter | Vice President

610.645.7700 x150

[dlaiter@equitycre.com](mailto:dlaiter@equitycre.com)

**If you would like to learn more about the real estate services we provide, please contact:**

David Goodman | Executive VP / Principal

610.645.7700 x119

[dgoodman@equitycre.com](mailto:dgoodman@equitycre.com)

David Laiter | Vice President

610.645.7700 x150

[dlaiter@equitycre.com](mailto:dlaiter@equitycre.com)

Memberships:

