

January 2026 | Data Collected December 1-31, 2025

Our services include:

- Sale of income-producing properties
- Disposition of vacant branches and under-performing assets
- Sale-leaseback of bank-owned real estate
- Real estate site selection for financial institutions

Visit our website to see a complete list of our properties currently available:

PROPERTY LISTINGS

Compiled for your information by:

David Goodman, 484.417.2219,
dgoodman@equitycre.com

David Laiter, 484.482.2550,
dlaiter@equitycre.com

Edward Ginn, 484.417.2201,
eginn@equitycre.com

Connect with us:

Receive the latest updates from Equity CRE - [Join our mailing list](#)

Cautious optimism prevails among the nation's entrepreneurs, according to the No. 1 small business lender

Unpack what the future trends hold with Bank of America Business Banking President Sharon Miller. Follow the link below to see what she views as the leading concerns for business owners in 2026.

[Click here to view the full article from the Philadelphia Business Journal](#)

NNNTrends.com - A Definitive Tool for NNN Trend Analysis

Eager for an update on what your single-tenant triple net real estate investments are worth? Seeking to list your triple net commercial property for sale? NNNTrends saves you time and money by putting these options and more right at your fingertips.

A quick, easy and FREE resource for buyers and sellers of triple net lease properties to:

- See top tenants' customer visitations, comps and other performance metrics in a central dashboard
- Discover NNN commercial real estate investment targets in a wide array of categories and submarkets
- Benefit from expert brokers' on-the-ground perspectives about properties, tenants and regional and submarket competitive dynamics

[Go to NNNTrends.com](https://www.nnntrends.com)
Featured NNNTrends - Banking Tenants

Click each tenants' logo to view their metrics:

**Debt Credit Ratings****Long-term Debt Credit Ratings**

Bank	S&P	Moody's
Bank of America	A+	Aa1
BMO Harris Bank	A+	Baa1
CapitalOne Bank	BBB	Baa1
Chase Bank	A+	Aa2
CitiBank	BBB+	A3
Citizens Bank	A-	Baa1
Fulton Financial	----	Baa2
KeyBank	BBB	Baa2
M&T Bank	BBB+	Baa1
PNC Bank	A-	A3
Santander Bank	A+	A2
TD Bank	AA-	A1
Truist Bank	A-	Baa1
Wells Fargo	A+	Aa2

January 2026 | Data Collected December 1-31, 2025

Featured Bank Dispositions

Equity CRE represents national banks in the disposition of closed branches and has multiple listings from independent and institutional owners.

For Sale

📍 3111 Quakerbridge Rd, Hamilton, NJ Pending

📍 701 East Passyunk Ave, Philadelphia, PA Pending

📍 528 Station Ave, Haddon Heights, NJ Pending

Under Contract

📍 3400 Chichester Ave, Boothwyn, PA



For more information about of the above properties or our disposition services, please contact:

David Laiter

610.645.7700 x150

dlaiter@equitycre.com

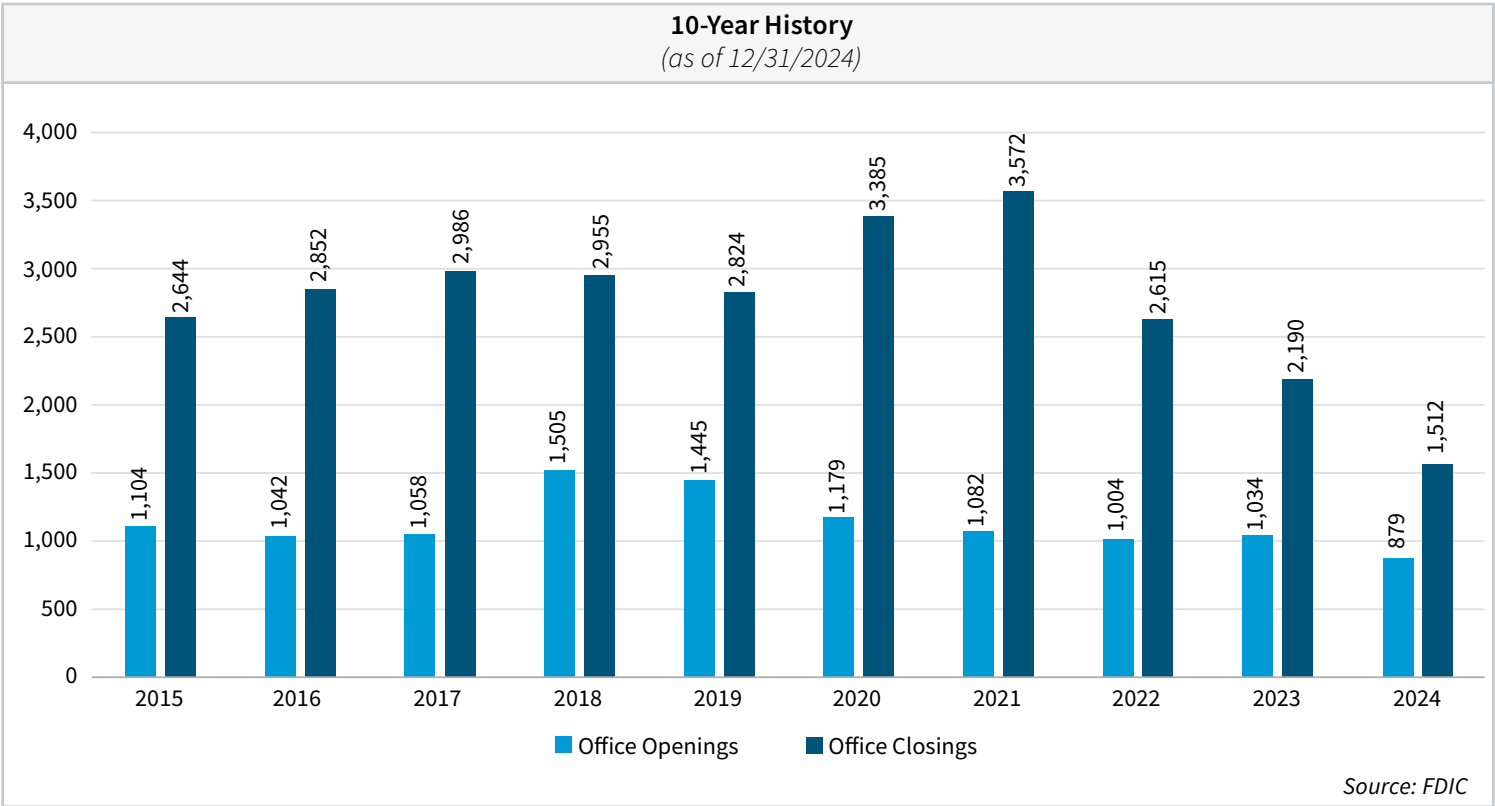
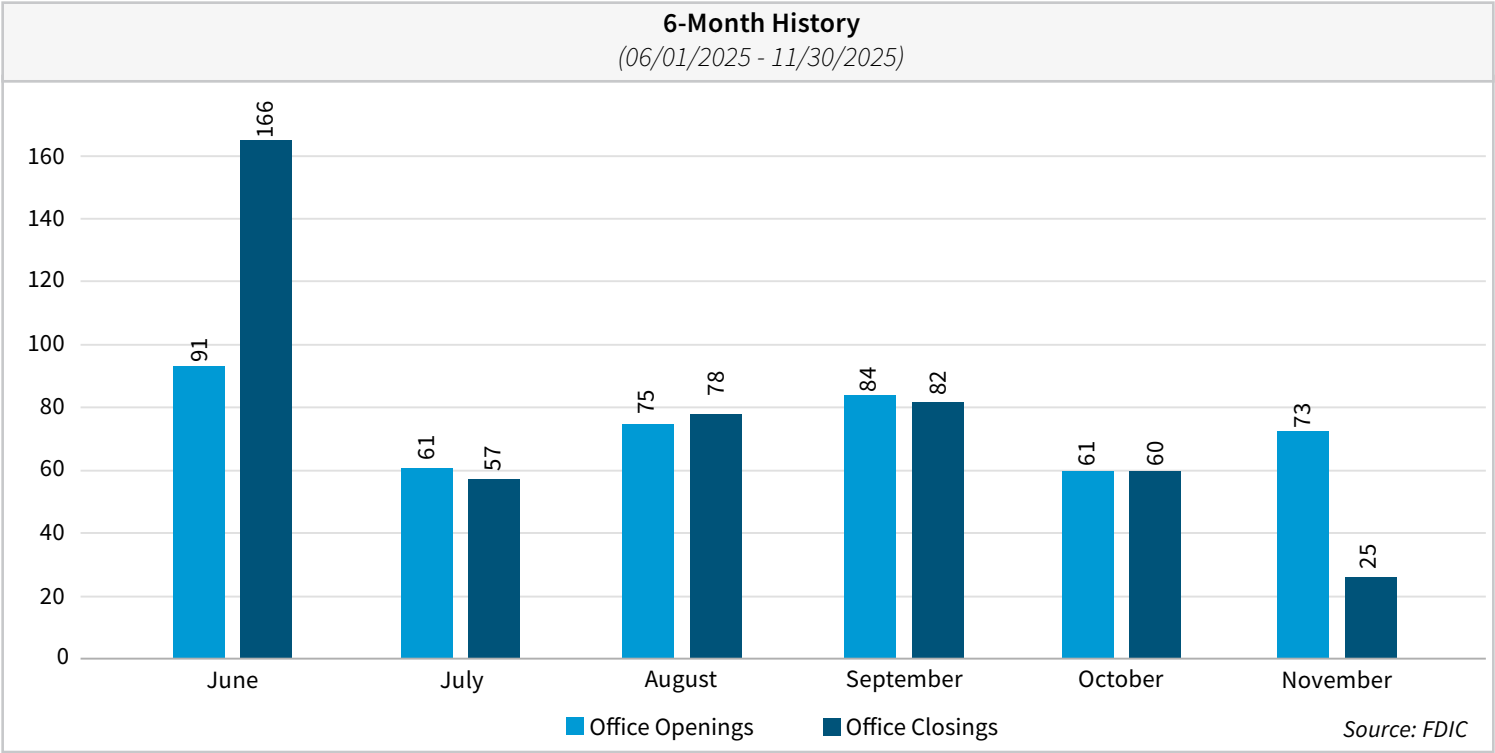
David Goodman

610.645.7700 x119

dgoodman@equitycre.com

January 2026 | Data Collected December 1-31, 2025

Bank Branches - Effective Openings & Closings



January 2026 | Data Collected December 1-31, 2025

Key Banking Performance and Condition Ratios from BankDeposits.com

New Jersey

[Banks headquartered in NJ - Performance Report](#)[Banks with branches in NJ - Performance Report](#)

Pennsylvania

[Banks headquartered in PA - Performance Report](#)[Banks with branches in PA - Performance Report](#)

Delaware

[Banks headquartered in DE - Performance Report](#)[Banks with branches in DE - Performance Report](#)

New Jersey, Pennsylvania, Delaware

[Banks headquartered in NJ, PA, DE - Performance Report](#)[Banks with branches in NJ,PA,DE - Performance Report](#)

All Mid-Atlantic

[Banks headquartered in Mid-Atlantic - Performance Report](#)[Banks with branches in Mid-Atlantic - Performance Report](#)*All labels are sortable. Click [+/-] next to Company for individual call report | Report data source: FDIC Call Reports 03/31/2022*

Key Real Estate Data from BankDeposits.com

New Jersey

[Banks headquartered in NJ - Key RE Data](#)[Banks with Branches in NJ - Key RE Data](#)

Pennsylvania

[Banks headquartered in PA - Key RE Data](#)[Banks with Branches in PA - Key RE Data](#)

Delaware

[Banks headquartered in DE - Key RE Data](#)[Banks with Branches in DE - Key RE Data](#)

New Jersey, Pennsylvania, Delaware

[Banks headquartered in NJ, PA, DE - Key RE Data](#)[Banks with branches in NJ, PA, DE -Key RE Data](#)

All Mid-Atlantic

[Banks HQ in Mid-Atlantic - Key RE Data](#)[Banks with branches in Mid-Atlantic - Key RE Data](#)*All labels are sortable. Click [+/-] next to Company for individual call report | Report data source: FDIC Call Reports 03/31/2022*

January 2026 | Data Collected December 1-31, 2025

Financial Articles (By Company)

Date Posted	Reference/Company	Article	Source
12/22/25	Ambler Savings Bank	Dean Karrash Elected to Board of Trustees at Ambler Savings Bank	Philadelphia Business Journal
12/11/25	Fulton Bank	Fulton Financial CEO sees 'opportunities to grow in all of our markets'	Philadelphia Business Journal
12/22/25	Lincoln Financial	How 'Ted Lasso' helped Lincoln Financial CEO Ellen Cooper drive a turnaround	Philadelphia Business Journal
12/30/25	M&T Bank	A bank's 'racist and overzealous' fraud investigator ruined a Pa. car dealership, lawsuit says	The Philadelphia Inquirer
12/30/25	OceanFirst Bank	OceanFirst to acquire Flushing Financial in \$579M deal	Philadelphia Business Journal
12/22/25	Santander Bank	Villanova Athletics nabs \$1M for scholarships from new bank partner	Philadelphia Business Journal
12/23/25	Spirit Financial Credit Union	Bucks County credit union members vote down a proposed merger	The Philadelphia Inquirer
12/28/25	TD Bank	2025 in Review: TD cuts workforce, real estate and other costs to slim down U.S. operations	Philadelphia Business Journal
12/17/25	TD Bank	TD Bank expands role of Pennsylvania/New Jersey leader amid asset cap	Philadelphia Business Journal
12/15/25	TD Bank	TD Bank to lay off dozens of employees in New Jersey branch closures	Philadelphia Business Journal
12/9/25	Wells Fargo	Wells Fargo expects more job cuts, will roll out AI gradually in 2026	Yahoo Finance

Financial Articles (General)

Date Posted	Reference/Company	Article	Source
12/22/25	General	Experts see bright spots for small-business lending in 2026. Here's how owners can prepare.	Philadelphia Business Journal
12/18/25	General	These banks are issuing the most SBA loans in eastern Pennsylvania	Philadelphia Business Journal
12/17/25	General	The SBA has launched a new revolving credit loan program. Here's who can apply.	Philadelphia Business Journal
12/10/25	General	Wells Fargo, JPMorgan leaders offer contrasting views on consumer health	Philadelphia Business Journal
12/3/25	General	Cautious optimism prevails among the nation's entrepreneurs, according to the No. 1 small business lender	Philadelphia Business Journal
12/1/25	General	New programs, fee changes and other SBA loan changes to expect in 2026	Philadelphia Business Journal

January 2026 | Data Collected December 1-31, 2025

Stock Summary (Alphabetical)

Stock Summary - Some Publicly Traded Banks Operating in Philadelphia Metro Market

Company	Symbol	Close of Business 12/31/2024	Close of Business 12/31/2025	% Change From 12/31/2024 to 12/31/2025	52-Wk High -As of Close of Business 12/31/2025	52-Wk Low -As of Close of Business 12/31/2025	Price/Book As of Close of Business 12/31/2025
Dow Jones Industrial Average	^DJI	42,544.22	48,063.29	12.97%	48,886.86	36,611.78	--
S&P 500	^GSPC	5,881.63	6,845.50	16.39%	6,945.77	4,835.04	--
NASDAQ Composite	^IXIC	19,310.79	23,241.99	20.36%	24,019.99	14,784.03	--
State Street Financial Select Sector SPDR ETF	XLF	48.33	54.77	13.33%	55.89	42.21	1.61
1st Colonial Bancorp, Inc.	FCOB	14.90	20.00	34.23%	20.60	12.75	1.23
Banco Santander, S.A.	SAN	4.56	11.73	157.24%	11.93	4.46	1.45
Bank of America Corporation	BAC	43.95	55.00	25.14%	56.55	33.07	1.44
Citigroup Inc.	C	70.39	116.69	65.78%	122.84	55.51	1.08
Citizens & Northern Corporation	CZNC	18.60	20.17	8.44%	22.68	17.85	1.22
Citizens Financial Group, Inc.	CFG	43.76	58.41	33.48%	60.10	32.60	1.06
Customers Bancorp, Inc.	CUBI	48.68	73.12	50.21%	78.33	40.75	1.22
Embassy Bancorp, Inc.	EMYB	16.60	18.20	9.64%	18.45	14.26	1.14
First Bank	FRBA	14.07	16.46	16.99%	18.11	12.74	0.95
Fulton Financial Corporation	FULT	19.28	19.33	0.26%	21.40	14.33	1.09
Harleysville Financial Corporation	HARL	22.20	25.50	14.86%	25.50	21.75	1.01
JPMorgan Chase & Co.	JPM	239.71	322.22	34.42%	330.86	202.16	2.58
KeyCorp	KEY	17.14	20.64	20.42%	21.25	12.73	1.27
LINKBANCORP, Inc.	LNKB	7.48	8.26	10.43%	9.04	6.09	1.01
M&T Bank Corporation	MTB	188.01	201.48	7.16%	208.26	150.75	1.18
Meridian Corporation	MRBK	13.71	17.58	28.23%	18.33	11.16	1.08
OceanFirst Financial Corp.	OCFC	18.10	17.95	-0.83%	20.61	14.29	0.62
Parke Bancorp, Inc.	PKBK	20.51	25.04	22.09%	25.77	16.94	0.92
Princeton Bancorp, Inc.	BPRN	34.43	34.69	0.76%	36.95	27.25	0.88
Provident Financial Services, Inc.	PFS	18.87	19.75	4.66%	21.29	14.34	0.93
QNB Corp.	QNBC	33.92	34.97	3.10%	36.01	32.16	1.07
Quaint Oak Bancorp, Inc.	QNTQ	10.40	11.50	10.58%	11.50	8.84	0.58
S&T Bancorp, Inc.	STBA	38.22	39.35	2.96%	42.95	30.84	1.02
The Bancorp, Inc.	TBBK	52.63	67.52	28.29%	81.65	40.51	3.81
The PNC Financial Services Group, Inc.	PNC	192.85	208.73	8.23%	214.59	145.12	1.39
The Toronto-Dominion Bank	TD	53.24	94.20	76.93%	95.05	53.03	1.88
Tompkins Financial Corporation	TMP	67.83	72.52	6.91%	77.33	54.16	1.33
Truist Financial Corporation	TFC	43.38	49.21	13.44%	50.86	33.56	1.05
Univest Financial Corporation	UVSP	29.51	32.74	10.95%	35.65	22.83	1.00
Wells Fargo & Company	WFC	70.24	93.20	32.69%	95.85	58.42	1.78

January 2026 | Data Collected December 1-31, 2025

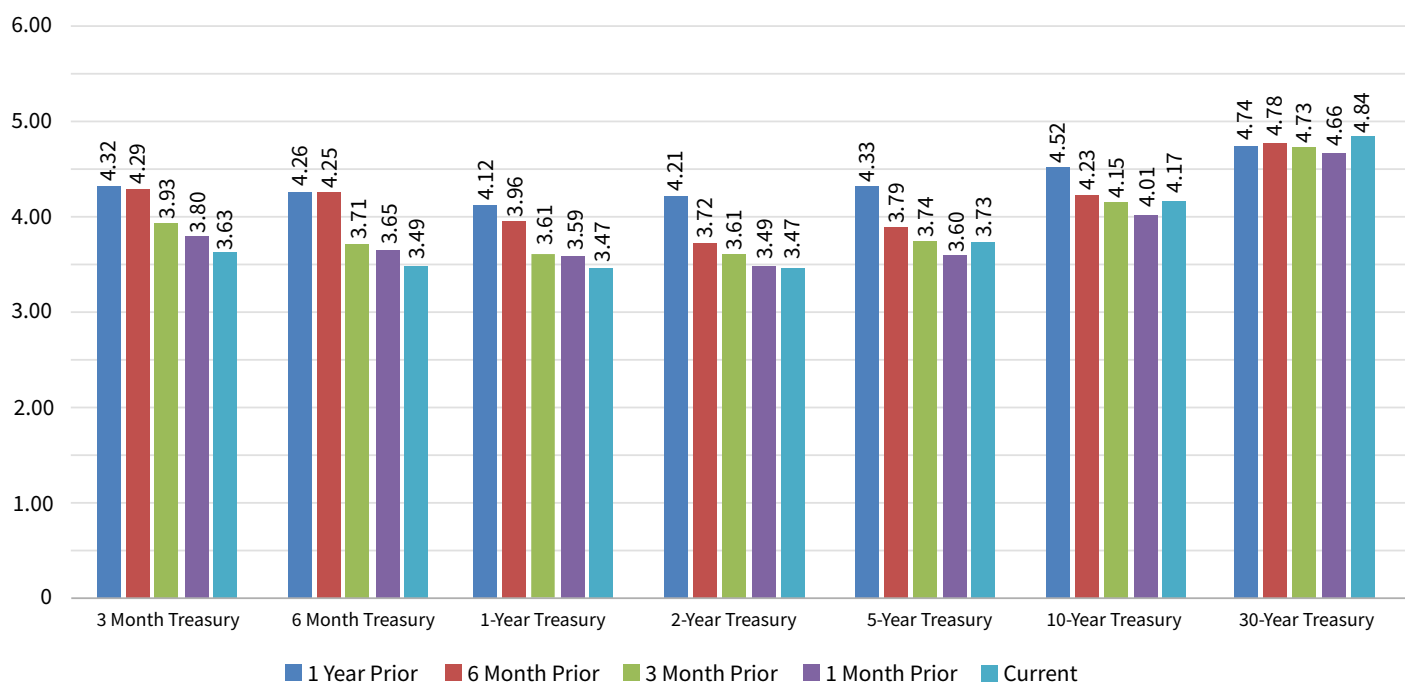
Interest Rate Summary

Equity CRE - Capital Markets Review - Leading Rates

US Treasuries	1 Year Prior	6 Month Prior	3 Month Prior	1 Month Prior	Current
3 Month Treasury	4.32	4.29	3.93	3.80	3.63
6 Month Treasury	4.26	4.25	3.71	3.65	3.49
1 Year Treasury	4.12	3.96	3.61	3.59	3.47
2-Year Treasury	4.21	3.72	3.61	3.49	3.47
5-Year Treasury	4.33	3.79	3.74	3.60	3.73
10-Year Treasury	4.52	4.23	4.15	4.01	4.17
30-Year Treasury	4.74	4.78	4.73	4.66	4.84
Key Rates	1 Year Prior	6 Month Prior	3 Month Prior	1 Month Prior	Current
Fed Funds Rate	4.32	4.31	4.08	3.88	3.64
Federal Reserve Target	4.50	4.50	4.25	4.00	3.75
Prime Rate	7.50	7.50	7.25	7.00	6.75
SOFR	1 Year Prior	6 Month Prior	3 Month Prior	1 Month Prior	Current
30-Day Average	4.52	4.32	4.31	4.01	3.79
90-Day Average	4.68	4.34	4.35	4.19	4.01
180-Day-Average	5.02	4.37	4.37	4.30	4.20
Muni Bonds - Yields	1 Year Prior	6 Month Prior	3 Month Prior	1 Month Prior	Current
1-Year	2.97	2.59	2.30	2.52	2.49
2-Year	2.82	2.61	2.27	2.47	2.44
5-Year	2.90	2.72	2.31	2.41	2.39
10-Year	3.13	3.21	2.92	2.74	2.73
30-Year	3.87	4.52	4.30	4.11	4.19

Treasury Rate Comparison

(US Treasuries)



January 2026 | Data Collected December 1-31, 2025

Banks for Sale

Below is a list of some single tenant net lease bank investment properties that are currently for sale in Pennsylvania, New Jersey, Delaware, Maryland, Virginia, West Virginia, and Washington D.C. **This list of available investment properties is intended for the use and benefit of Equity CRE current and prospective commercial real estate investment clients.** The list is compiled for our clients to give them an understanding of current pricing of Net Lease bank properties in the region. The information has been gathered from a variety of sources. Some of these properties are listed by Equity CRE, while others are listed by other brokers or are being directly marketed by the owner. However they are listed, we at Equity CRE, either as a dual or a buyer's agent, can represent our client's interest in obtaining information and negotiating the purchase of any of the properties.

Bank	City	State	Asking Price	Cap Rate	Lease (Years Left)	Lease Type	Lease Increases	2024 Deposits
Citizens Bank	Aliquippa	PA	\$1,362,446	6.50%	4.5	NNN	N/A	\$167,650,000
Quaint Oak Bank	Allentown	PA	\$4,070,000	7.00%	14.2	NNN	2% annually	\$119,600,000
Atlantic Union Bank	Chantilly	VA	\$2,231,666	6.00%	4	NN	3% annually	\$352,210,000
Firsttrust Bank	Cherry Hill	NJ	\$2,160,000	6.00%	2.75	NNN	10% in options	\$180,214,000
Chase Bank	Clifton	NJ	\$6,000,000	5.00%	15	Ground	10% every 5 years	New Branch
Bank of America	Cockeysville	MD	\$5,519,360	6.25%	4.7	NNN	12% every 5 years	\$957,810,000
Bank of America	Colonial Heights	VA	\$1,709,000	6.50%	4.9	Ground	CPI every 6 years	\$157,683,000
Bank of America	Cranford	NJ	\$3,900,000	8.00%	4.5	Ground	20% in options	\$69,170,000
Chase Bank	Easton	PA	\$5,700,000	5.00%	15	NNN	10% every 5 years	New Branch
Citizens Bank	Flemington	NJ	\$1,995,000	10.75%	3	NNN	N/A	Closed
Chase Bank	Frederick	MD	\$4,433,000	4.85%	13.3	Ground	10% every 5 years	\$37,516,000
Wells Fargo	Fredericksburg	VA	\$4,848,000	7.00%	13	Ground	10% every 5 years	Unknown
Citizens Bank	Glen Mills	PA	\$5,703,300	6.00%	5.2	Ground	15% every 5 years	\$179,181,000
Chase Bank	Harrisburg	PA	\$2,211,000	4.75%	15	Ground	10% every 5 years	New Branch
S&T Bank	Harrisburg	PA	\$2,115,000	7.47%	3	Ground	12.5% every 5 years	\$51,616,000
Citizens Bank	Hillside	NJ	\$2,650,000	5.02%	5.4	NNN	10% in options	\$77,416,000
Citizens Bank	Homestead	PA	\$4,383,000	5.75%	9	Ground	6% every 5 years	\$71,306,000
Truist Bank	Leesburg	VA	\$3,806,000	5.25%	12	NNN	10% every 5 years	\$117,542,000
Chase Bank	Linganore-Bartonsville (Frederick)	MD	\$3,541,667	4.80%	15	Ground	10% every 5 years	New Branch
KeyBank	Malvern	PA	\$2,916,666	6.00%	5.8	NNN	15% in options	\$35,677,000
Chase Bank	Mechanicsville	VA	\$1,720,430	4.65%	8	NNN	10% every 5 years	\$10,734,000
Bank of America	Moorestown	NJ	\$7,560,000	5.00%	15	NNN	10% every 5 years	New Branch
Truist Bank	Perry Hall	MD	\$3,077,000	6.50%	5.7	NNN	10% every 5 years	\$116,837,000
Bank of America	Philadelphia	PA	\$5,277,000	5.25%	9.5	NNN	10% in year 6 & options	\$1,710,000
TD Bank	Philadelphia	PA	\$4,945,217	5.75%	9	Ground	10% every 5 years	\$33,924,000
PNC Bank	Philadelphia	PA	\$1,600,000	6.11%	4.5	NNN	2% annually	\$47,886,000
Wells Fargo	Philadelphia	PA	\$1,862,000	6.50%	5	NNN	10% every 5 years	\$42,275,000
Chase Bank	Philadelphia (Chestnut Hill)	PA	\$4,200,000	5.00%	15	Mod. NNN	10% every 5 years	New Branch
Chase Bank	Washington	D.C.	\$9,600,000	5.10%	15	Ground	10% every 5 years	New Branch
KeyBank	Washington	PA	\$4,249,004	5.50%	11	NNN	3% annually until 2031	\$105,733,000
Bank of America	Wayne	PA	\$6,723,568	6.25%	5.9	NNN	10% or CPI every 5 years	\$46,085,000
Citizens Bank	Wexford	PA	\$2,300,000	6.02%	6.6	NNN	2.5% annually	\$185,997,000
Wells Fargo	Whitehall	PA	\$2,000,000	6.25%	4.7	Ground	N/A	\$200,605,000
Chase Bank	Williamsburg	VA	\$3,120,000	5.00%	15	Ground	10% in options	\$623,000
FirstBank	Williamstown	NJ	Undisclosed	Unknown	Unknown	Unknown	Unknown	\$115,535,000
Fulton Bank	York	PA	\$4,621,000	7.15%	3.8	NNN	2.5% annually	\$311,165,000

January 2026 | Data Collected December 1-31, 2025

Vacant Banks for Sale

Below is a list of some vacated bank properties that are currently for sale in Pennsylvania, New Jersey, and Delaware. **This list of available Properties is intended for the use and benefit of Equity CRE current and prospective commercial real estate investment clients.** The list is compiled for our clients to give them an understanding of current pricing of vacant bank properties in the region. The information has been gathered from a variety of sources. Some of these properties are listed by Equity CRE, while others are listed by other brokers or are being directly marketed by the owner. However they are listed, we at Equity CRE, either as a dual or a buyer's agent, can represent our client's interest in obtaining information and negotiating the purchase of any of the properties.

Address	City	State	Asking Price	Building Size (SF)	Acreage
376 Main St	Saegertown	PA	\$214,900	3,229	0.87
2014-2016 Noble St	Swissvale (Pittsburgh)	PA	\$295,000	5,000	0.11
500 Main St	Bellwood	PA	\$300,000	3,598	0.11
1245 Route 77	Bridgeton	NJ	\$399,000	2,500	3.21
10 Juliustown Rd	Browns Mills	NJ	\$399,900	3,904	0.87
3rd & Market St	Halifax	PA	\$440,000	7,492	0.32
1 N. Robinson Ave	Pen Argyl	PA	\$449,000	8,112	0.37
176 Lovell Ave	Ebensburg	PA	\$474,900	3,417	0.73
1 N. Main St	Red Lion	PA	\$475,000	6,800	0.50
212 Front St	Marysville	PA	\$650,000	14,500	0.45
1507 Route 206	Tabernacle	NJ	\$789,900	2,350	2.80
40 Scotch Rd	Ewing Twp	NJ	\$795,000	2,853	0.82
227 Bridgeton Pike	Mantua	NJ	\$800,000	1,800	0.39
242 S. Main St	Barnegat	NJ	\$825,000	2,944	2.93
155 Main St	Bloomsbury	NJ	\$850,000	3,575	2.39
950 N. Pearl St	Bridgeton	NJ	\$895,000	2,400	0.68
1515 Woodbury Glassboro Rd	Wenonah	NJ	\$895,000	3,964	2.64
3711 Germantown Ave	Philadelphia	PA	\$975,000	13,842	0.12
1149 Cooper St	Beverly	NJ	\$1,000,000	2,356	1.16
705 Milford Rd	East Stroudsburg	PA	\$1,000,000	5,434	1.81
1066 Harrison City Export Rd	Jeanette	PA	\$1,000,000	6,201	1.49
2 E. Main St	Mechanicsburg	PA	\$1,100,000	8,000	0.29
25 Carlisle St	Hanover	PA	\$1,200,000	30,112	1.04
1853 Hooper Ave	Toms River	NJ	\$1,200,000	2,520	1.33
1188 Valley Rd	Stirling	NJ	\$1,250,000	1,400	1.05
408 E. Main St	Bound Brook	NJ	\$1,400,000	8,200	0.32
3111 Quakerbridge Rd	Hamilton Twp	NJ	\$1,500,000	10,902	3.70
1950 Old Philadelphia Pike	Lancaster	PA	\$1,500,000	2,240	0.57
36 Middlesex Ave	Metuchen	NJ	\$1,500,000	2,500	0.54
1101 Tilton Rd	Northfield	NJ	\$1,500,000	2,800	1.10
701 E. Passyunk Ave	Philadelphia	PA	\$1,550,000	5,042	0.07
59 S. Finley Ave	Basking Ridge	NJ	\$1,650,000	8,200	1.24
1 Hearthstone Court	Reading	PA	\$1,695,000	7,406	1.75
1000 Ridge Rd	Pottstown	PA	\$1,700,000	7,297	0.36
93 Main Ave	Wallington	NJ	\$2,200,000	2,689	0.20
555 Warren Ave	Spring Lake	NJ	\$2,250,000	3,750	0.69
3805 Neshaminy Blvd	Bensalem	PA	\$2,400,000	4,099	1.38
414 Lancaster Ave	Devon	PA	\$3,000,000	2,934	0.64
1245 Cocoa Ave	Hershey	PA	\$3,000,000	3,661	2.72
1501 Tilton Rd	Northfield	NJ	\$3,000,000	15,100	1.80
1260 Broad St	Bloomfield	NJ	\$3,500,000	9,000	0.88
1852 N. Olden Ave	Ewing	NJ	\$3,995,000	4,230	1.40

January 2026 | Data Collected December 1-31, 2025

Vacant Banks for Sale

Address	City	State	Asking Price	Building Size (SF)	Acreage
201 E. 9th St	Ocean City	NJ	\$4,000,000	3,000	0.62
855 Mountain Ave	Mountainside	NJ	\$4,999,000	7,440	1.24
891 Brunswick Ave	Trenton	NJ	Auction (\$350,000 min)	10,529	0.86
47 Mine Brook Rd	Bernardsville	NJ	Undisclosed	9,583	0.43
29 Hunter Lane	Camp Hill	PA	Undisclosed	3,100	0.82
2 Springfield Ave	Cranford	NJ	Undisclosed	375	0.22
1713 W. Main St	Ephrata	PA	Undisclosed	2,952	0.64
99 N. Haddon Ave	Haddonfield	NJ	Undisclosed	4,972	0.90
44 Main St	Holmdel	NJ	Undisclosed	1,876	0.37
801 Chestnut St	Kulpmont	PA	Undisclosed	3,058	0.04
2090 W. State St	New Castle	PA	Undisclosed	3,000	1.03
90 Upper Silver Lake Rd	Newtown	PA	Undisclosed	3,950	3.21
119 Park Ave	Northvale	NJ	Undisclosed	1,775	0.28
1251 Centre Tpke	Orwigsburg	PA	Undisclosed	2,992	1.26
840 E. Main St	Palmyra	PA	Undisclosed	4,905	1.85
520 Main St	Spotswood	NJ	Undisclosed	1,520	0.57
295 State Route 23	Sussex	NJ	Undisclosed	5,406	1.20
100 W. Main St	Terre Hill	PA	Undisclosed	7,300	1.18
765 Blue Mountain Dr	Walnutport	PA	Undisclosed	2,500	1.94
234 Main St	York	PA	Undisclosed	3,200	1.08
3643 PA-31	Donegal	PA	Unpriced	2,500	1.20
3100 Garrett Rd	Drexel Hill	PA	Unpriced	2,986	0.57
824 Lansdowne Ave	Drexel Hill	PA	Unpriced	2,931	0.32
1302 NJ-38	Hainesport	NJ	Unpriced	3,866	1.60
1212 Cocoa Ave	Hershey	PA	Unpriced	1,800	0.37
234 N. Main St	Loganville	PA	Unpriced	4,970	1.08
1410 Bruce Rd	Oreland	PA	Unpriced	5,348	0.43
920 Poplar St	Pittsburgh	PA	Unpriced	4,320	0.25
835 Lawn Ave	Sellersville	PA	Unpriced	1,539	1.15
400 Market St	Sunbury	PA	Unpriced	20,495	0.19

January 2026 | Data Collected December 1-31, 2025

Repositioning Vacant Banks

1428 Old York Rd, Abington, PA

BEFORE

AFTER



Disclaimer: This data was found through independent research. Equity CRE was not involved in this transaction.

For more information about this transaction, contact:

David Laiter

610.645.7700 x150

dlaiter@equitycre.com

Equity CRE Property Listings

Visit our website to see a complete list of our properties currently available:

PROPERTY LISTINGS

EQUITY CRE

For a sample list of NNN bank properties for sale across the U.S., please call or email:

David Laiter | Vice President

610.645.7700 x150

dlaiter@equitycre.com

If you would like to learn more about the real estate services we provide, please contact:

David Goodman | Executive VP / Principal

610.645.7700 x119

dgoodman@equitycre.com

David Laiter | Vice President

610.645.7700 x150

dlaiter@equitycre.com

Memberships:

