

Our services include:

- Sale of income-producing properties
- Disposition of vacant branches and under-performing assets
- Sale-leaseback of bank-owned real estate
- Real estate site selection for financial institutions

Visit our website to see a complete list of our properties currently available:

[PROPERTY LISTINGS](#)

Receive the latest updates from Equity CRE - [Join our mailing list](#)

Compiled for your information by:

Edward Ginn, 484.417.2201,
eginn@equitycre.com

David Goodman, 484.417.2219,
dgoodman@equitycre.com

David Laiter, 484.482.2550,
dlaiter@equitycre.com

Connect with us:**NNNTrends.com - A Definitive Tool for NNN Trend Analysis**

Eager for an update on what your single-tenant triple net real estate investments are worth? Seeking to list your triple net commercial property for sale? NNNTrends saves you time and money by putting these options and more right at your fingertips.

A quick, easy and FREE resource for buyers and sellers of triple net lease properties to:

- See top tenants' customer visitations, comps and other performance metrics in a central dashboard
- Discover NNN commercial real estate investment targets in a wide array of categories and submarkets
- Benefit from expert brokers' on-the-ground perspectives about properties, tenants and regional and submarket competitive dynamics

[Go to NNNTrends.com](#)
Featured NNNTrends - Banking Tenants

Click each tenants' logo below to view their metrics:

**Debt Credit Ratings****Long-term Debt Credit Ratings**

Bank	S&P	Moody's
Bank of America	A+	Aa1
BMO Harris Bank	A+	Baa1
CapitalOne Bank	BBB	Baa1
Chase Bank	A+	Aa2
CitiBank	BBB+	A3
Citizens Bank	A-	Baa1
Fulton Financial	----	Baa2
KeyBank	BBB	Baa2
M&T Bank	BBB+	Baa1
PNC Bank	A-	A3
Santander Bank	A+	A2
TD Bank	AA-	A1
Truist Bank	A-	Baa1
Wells Fargo	A+	Aa2

July 2025 | Data Collected June 1-30, 2025

Featured Bank Dispositions

Equity CRE represents national banks in the disposition of closed branches and has multiple listings from independent and institutional owners.

For Sale

📍 3400 Chichester Ave,
Boothwyn, PA

📍 3111 Quakerbridge Rd,
Hamilton, NJ Pending

📍 701 East Passyunk Ave,
Philadelphia, PA

📍 528 Station Ave,
Haddon Heights, NJ Pending



For more information about the above properties or our disposition services, please contact:

David Laiter

610.645.7700 x150

dlaiter@equitycre.com

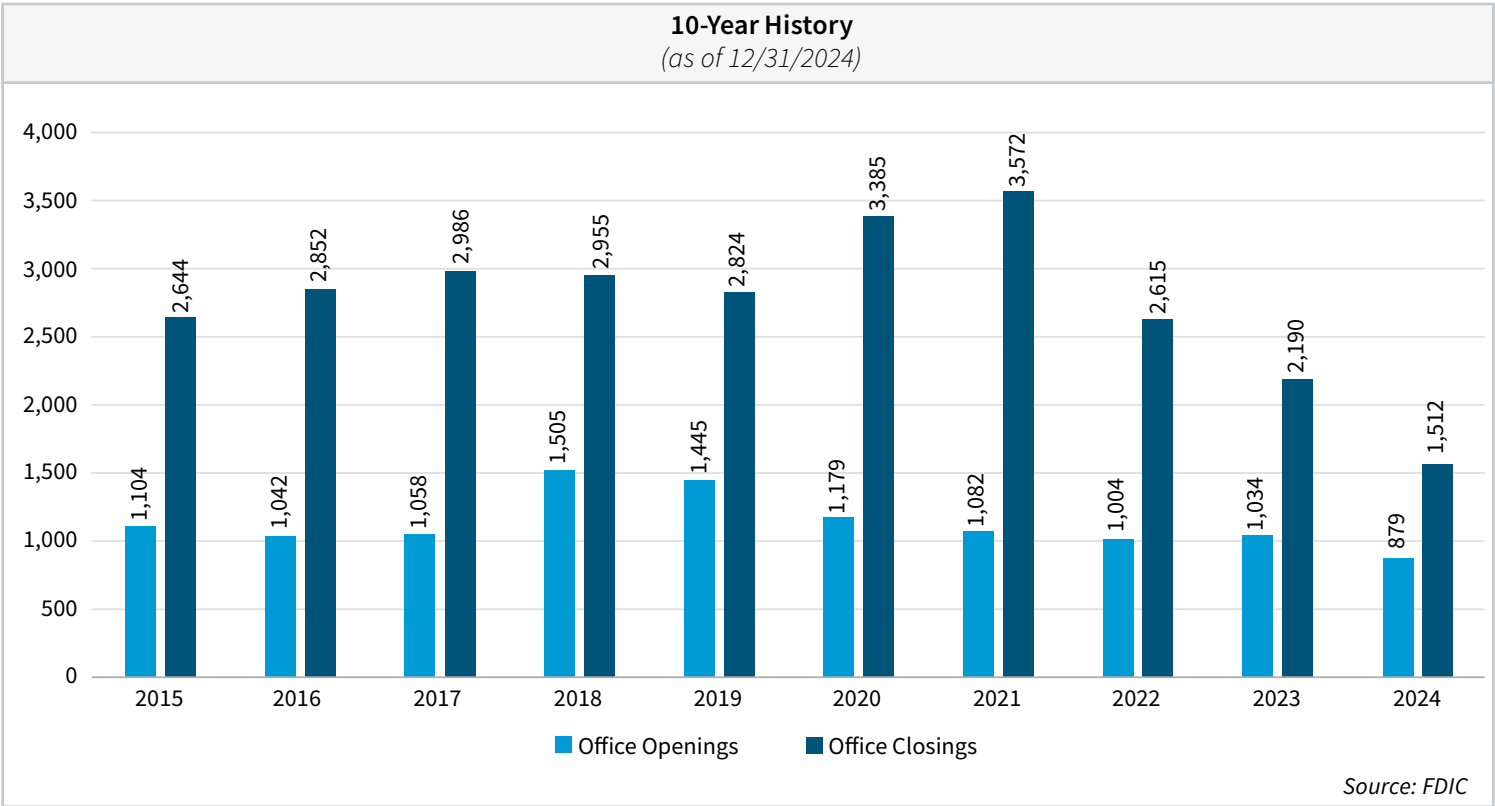
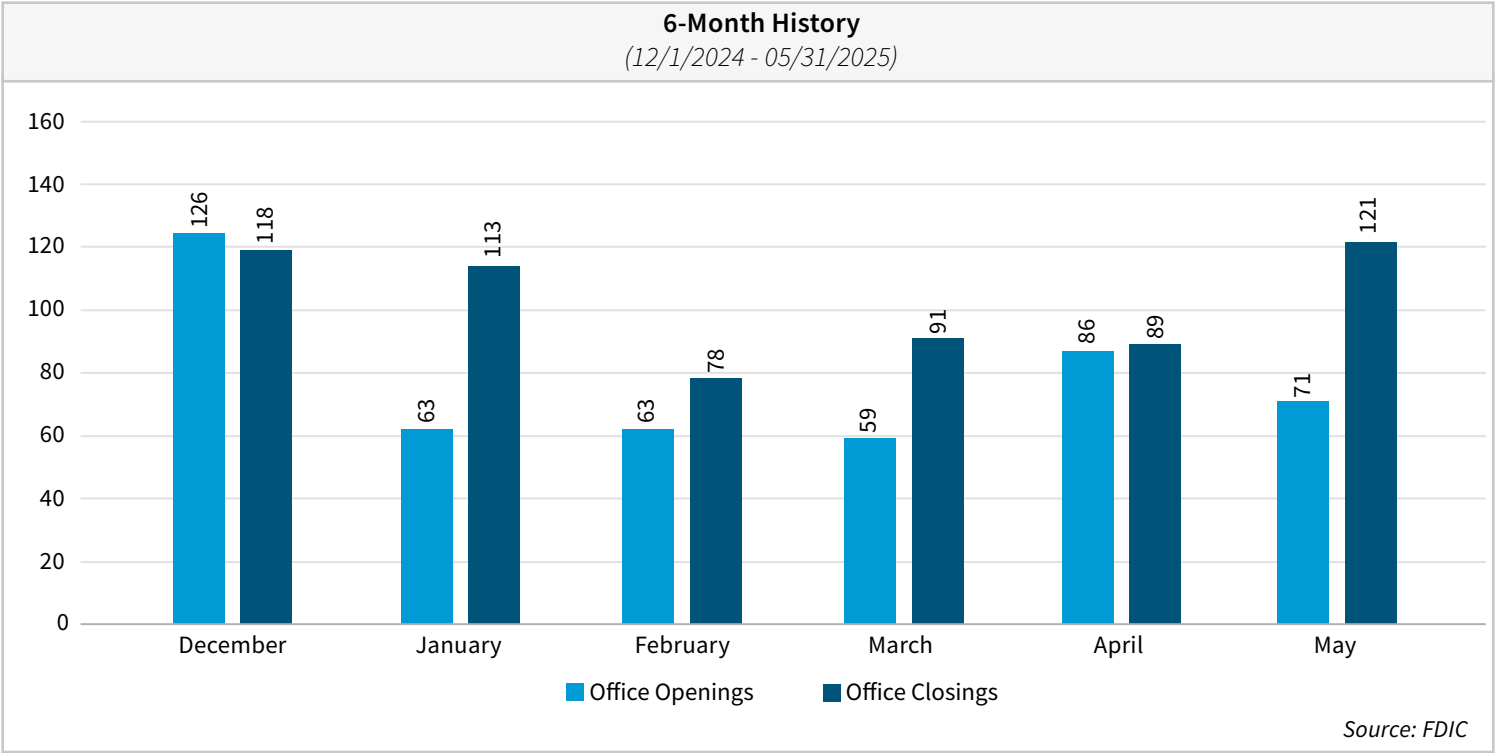
David Goodman

610.645.7700 x119

dgoodman@equitycre.com

July 2025 | Data Collected June 1-30, 2025

Bank Branches - Effective Openings & Closings



July 2025 | Data Collected June 1-30, 2025

Key Banking Performance and Condition Ratios from BankDeposits.com

New Jersey

[Banks headquartered in NJ - Performance Report](#)[Banks with branches in NJ - Performance Report](#)

Pennsylvania

[Banks headquartered in PA - Performance Report](#)[Banks with branches in PA - Performance Report](#)

Delaware

[Banks headquartered in DE - Performance Report](#)[Banks with branches in DE - Performance Report](#)

New Jersey, Pennsylvania, Delaware

[Banks headquartered in NJ, PA, DE - Performance Report](#)[Banks with branches in NJ,PA,DE - Performance Report](#)

All Mid-Atlantic

[Banks headquartered in Mid-Atlantic - Performance Report](#)[Banks with branches in Mid-Atlantic - Performance Report](#)*All labels are sortable. Click [+/-] next to Company for individual call report | Report data source: FDIC Call Reports 03/31/2022*

Key Real Estate Data from BankDeposits.com

New Jersey

[Banks headquartered in NJ - Key RE Data](#)[Banks with Branches in NJ - Key RE Data](#)

Pennsylvania

[Banks headquartered in PA - Key RE Data](#)[Banks with Branches in PA - Key RE Data](#)

Delaware

[Banks headquartered in DE - Key RE Data](#)[Banks with Branches in DE - Key RE Data](#)

New Jersey, Pennsylvania, Delaware

[Banks headquartered in NJ, PA, DE - Key RE Data](#)[Banks with branches in NJ, PA, DE -Key RE Data](#)

All Mid-Atlantic

[Banks HQ in Mid-Atlantic - Key RE Data](#)[Banks with branches in Mid-Atlantic - Key RE Data](#)*All labels are sortable. Click [+/-] next to Company for individual call report | Report data source: FDIC Call Reports 03/31/2022*

July 2025 | Data Collected June 1-30, 2025

Financial Articles (By Company)

Date Posted	Reference/Company	Article	Source
6/3/25	Bank of America	BoFA's head of branches: 'Proximity is still important to people'	Yahoo Finance
6/29/25	Chase Bank	Chase opens first South Jersey Shore branch as test for further expansion	Philadelphia Business Journal
6/24/25	Citadel Federal Credit Union	Citadel Federal Credit Union opening Philly site after discrimination settlement	The Philadelphia Inquirer
6/11/25	Republic Bank	George Norcross says he met with FDIC in Hail Mary attempt to save Republic First	Philadelphia Business Journal
6/19/25	Wells Fargo	Wells Fargo ready to target business clients after Fed removed its shackles	Philadelphia Business Journal
6/12/25	Wells Fargo	Wells Fargo asset cap removal could intensify Philadelphia bank competition	Philadelphia Business Journal

Financial Articles (General)

Date Posted	Reference/Company	Article	Source
6/25/25	General	Main Line wealth manager sentenced to 8 years in prison, apologizes for 'trust broken'	Philadelphia Business Journal
6/18/25	General	Main Line wealth manager's fraud victims target SEI, PNC and JPMorgan in lawsuits	Philadelphia Business Journal

July 2025 | Data Collected June 1-30, 2025

Stock Summary (Alphabetical)

Stock Summary - Some Publicly Traded Banks Operating in Philadelphia Metro Market

Company	Symbol	Close of Business 12/31/2024	Close of Business 6/30/2025	% Change From 12/31/2024 to 06/30/2025	52-Wk High -As of Close of Business 06/30/2025	52-Wk Low -As of Close of Business 06/30/2025	Price/Book As of Close of Business 06/30/2025
Dow Jones Industrial Average	^DJI	42,544.22	44,094.77	3.64%	45,073.63	36,611.78	--
S&P 500	^GSPC	5,881.63	6,204.95	5.50%	6,215.08	4,835.04	--
NASDAQ Composite	^IXIC	19,310.79	20,369.73	5.48%	20,418.31	14,784.03	--
The Financial Select Sector SPDR Fund	XLF	48.33	52.37	8.36%	52.64	40.66	1.54
1st Colonial Bancorp, Inc.	FCOB	14.90	15.70	5.37%	16.20	12.75	0.93
Banco Santander, S.A.	SAN	4.56	8.30	82.02%	8.39	4.27	1.24
Bank of America Corporation	BAC	43.95	47.32	7.67%	48.08	33.07	1.30
Citigroup Inc.	C	70.39	85.12	20.93%	85.44	53.51	0.82
Citizens & Northern Corporation	CZNC	18.60	18.94	1.83%	22.68	16.73	1.04
Citizens Financial Group, Inc.	CFG	43.76	44.75	2.26%	49.25	32.60	0.86
Customers Bancorp, Inc.	CUBI	48.68	58.74	20.67%	68.49	40.75	1.07
Embassy Bancorp, Inc.	EMYB	16.60	16.17	-2.59%	16.74	13.00	1.10
First Bank	FRBA	14.07	15.47	9.95%	15.87	12.25	0.93
Fulton Financial Corporation	FULT	19.28	18.04	-6.43%	22.49	14.33	1.07
Harleysville Financial Corporation	HARL	22.20	22.10	-0.45%	24.00	20.99	0.91
JPMorgan Chase & Co.	JPM	239.71	289.91	20.94%	292.65	190.90	2.43
KeyCorp	KEY	17.14	17.42	1.63%	20.04	12.73	1.17
M&T Bank Corporation	MTB	188.01	193.99	3.18%	225.70	145.82	1.19
Meridian Corporation	MRBK	13.71	12.89	-5.98%	17.33	10.04	0.83
OceanFirst Financial Corp.	OCFC	18.10	17.61	-2.71%	21.87	14.29	0.60
Parke Bancorp, Inc.	PKBK	20.51	20.37	-0.68%	24.29	15.44	0.79
Princeton Bancorp, Inc.	BPRN	34.43	30.54	-11.30%	39.35	27.25	0.81
Provident Financial Services, Inc.	PFS	18.87	17.53	-7.10%	22.24	14.14	0.86
QNB Corp.	QNBC	33.92	33.69	-0.68%	35.98	22.69	1.15
Quaint Oak Bancorp, Inc.	QNTD	10.40	10.86	4.42%	11.50	9.75	0.55
S&T Bancorp, Inc.	STBA	38.22	37.82	-1.05%	45.79	30.84	1.02
The Bancorp, Inc.	TBBK	52.63	56.97	8.25%	65.84	37.49	3.21
The PNC Financial Services Group, Inc.	PNC	192.85	186.42	-3.33%	216.26	145.12	1.31
The Toronto-Dominion Bank	TD	53.24	73.45	37.96%	73.52	51.25	1.51
Tompkins Financial Corporation	TMP	67.83	62.73	-7.52%	79.01	46.19	1.22
Truist Financial Corporation	TFC	43.38	42.99	-0.90%	49.06	33.56	0.96
Univest Financial Corporation	UVSP	29.51	30.04	1.80%	32.75	21.73	0.96
Wells Fargo & Company	WFC	70.24	80.12	14.07%	81.50	50.15	1.61
WSFS Financial Corporation	WSFS	53.13	55.00	3.52%	62.75	42.44	1.17

July 2025 | Data Collected June 1-30, 2025

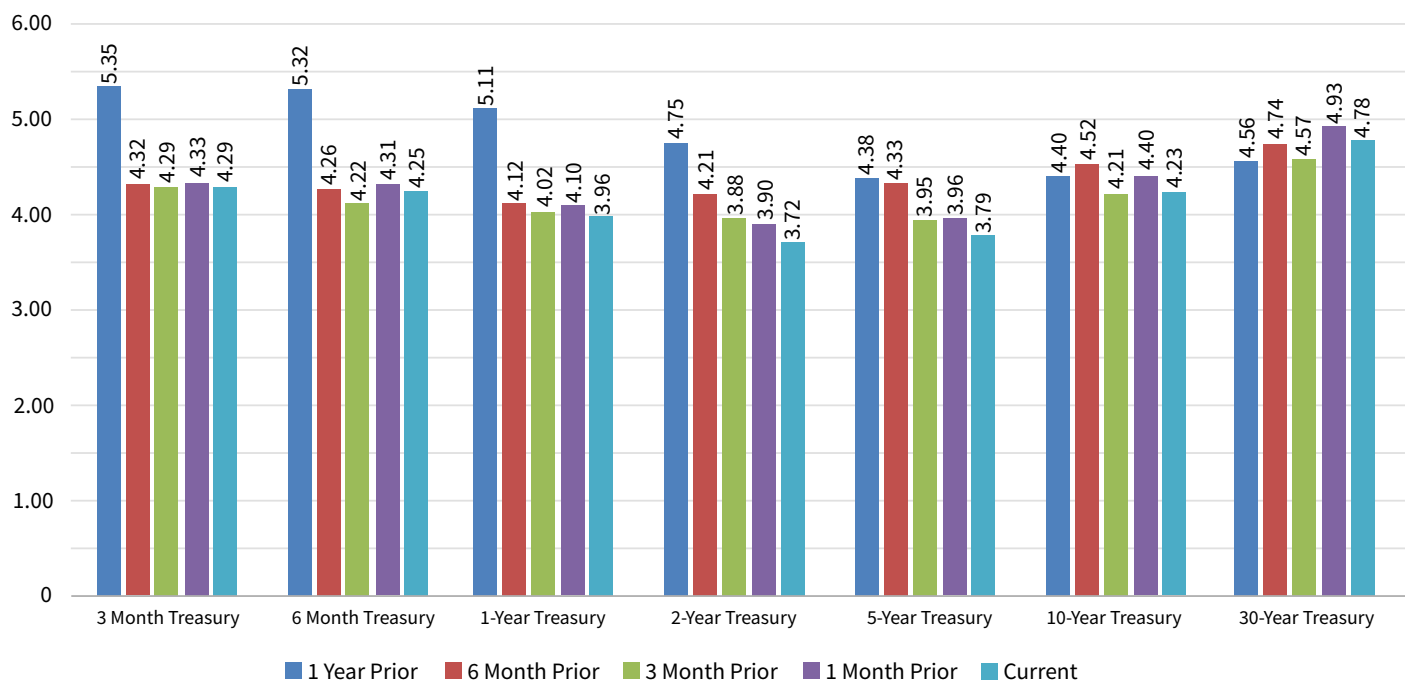
Interest Rate Summary

Equity CRE - Capital Markets Review - Leading Rates

US Treasuries	1 Year Prior	6 Month Prior	3 Month Prior	1 Month Prior	Current
3 Month Treasury	5.39	4.49	4.29	4.27	4.33
6 Month Treasury	5.38	4.44	4.28	4.15	4.31
1 Year Treasury	5.18	4.28	4.10	3.83	4.10
2-Year Treasury	4.87	4.15	4.02	3.60	3.90
5-Year Treasury	4.51	4.05	4.06	3.72	3.96
10-Year Treasury	4.50	4.17	4.25	4.15	4.40
30-Year Treasury	4.65	4.36	4.53	4.66	4.93
Key Rates	1 Year Prior	6 Month Prior	3 Month Prior	1 Month Prior	Current
Fed Funds Rate	5.31	4.32	4.33	4.31	4.31
Federal Reserve Target	5.50	4.50	4.50	4.50	4.50
Prime Rate	8.50	7.50	7.50	7.50	7.50
SOFR	1 Year Prior	6 Month Prior	3 Month Prior	1 Month Prior	Current
30-Day Average	5.34	4.52	4.33	4.31	4.32
90-Day Average	5.35	4.68	4.35	4.35	4.34
180-Day-Average	5.39	5.02	4.55	4.41	4.37
Muni Bonds - Yields	1 Year Prior	6 Month Prior	3 Month Prior	1 Month Prior	Current
1-Year	3.20	2.97	2.56	2.77	2.59
2-Year	3.14	2.82	2.66	2.79	2.61
5-Year	2.96	2.90	2.87	2.88	2.72
10-Year	2.86	3.13	3.20	3.31	3.21
30-Year	3.79	3.87	4.27	4.54	4.52

Treasury Rate Comparison

(US Treasuries)



July 2025 | Data Collected June 1-30, 2025

Banks for Sale

Below is a list of some single tenant net lease bank investment properties that are currently for sale in Pennsylvania, New Jersey, Delaware, Maryland, Virginia, West Virginia, and Washington D.C. **This list of available investment properties is intended for the use and benefit of Equity CRE current and prospective commercial real estate investment clients.** The list is compiled for our clients to give them an understanding of current pricing of Net Lease bank properties in the region. The information has been gathered from a variety of sources. Some of these properties are listed by Equity CRE, while others are listed by other brokers or are being directly marketed by the owner. However they are listed, we at Equity CRE, either as a dual or a buyer's agent, can represent our client's interest in obtaining information and negotiating the purchase of any of the properties.

Bank	City	State	Asking Price	Cap Rate	Lease (Years Left)	Lease Type	Lease Increases	2024 Deposits
Chase Bank	Frederick	MD	\$4,623,700	4.65%	13.5	Ground	10% every 5 years	\$21,461,000
Chase Bank	Fredericksburg	VA	\$4,000,000	4.75%	14.6	NNN	10% every 5 years	New Branch
Chase Bank	Williamsburg	VA	\$3,285,000	4.75%	15	Ground	10% in options	New Branch
Chase Bank	Clifton	NJ	\$6,000,000	5.00%	15	Ground	10% every 5 years	New Branch
Bank of America	Philadelphia	PA	\$5,541,000	5.00%	9.5	NNN	10% in year 6 & options	New Branch
TD Bank	Philadelphia	PA	\$5,687,000	5.00%	9.9	Ground	10% every 5 years	\$34,629,000
Bank of America	Pittsburgh	PA	\$4,160,000	5.00%	15	Ground	12.5% every 5 years	\$8,379,000
Citizens Bank	Hillside	NJ	\$2,650,000	5.02%	5.4	NNN	10% in options	\$78,648,000
Citizens Bank	Homestead	PA	\$4,667,000	5.40%	9	Ground	6% every 5 years	\$72,738,000
Citizens Bank	New Providence	NJ	\$4,900,000	5.56%	5.3	NNN	10% in options	\$60,405,000
Bank of America	Cockeysville	MD	\$5,999,304	5.75%	4.7	NNN	12% every 5 years	\$628,982,000
Citizens Bank	Glen Mills	PA	\$5,951,000	5.75%	5.7	Ground	15% every 5 years	\$106,294,000
KeyBank	Malvern	PA	\$2,916,666	6.00%	5.8	NNN	15% in options	\$35,949,000
First Bank & Trust Co.	Wytheville	VA	\$1,331,000	6.00%	12.6	NNN	10% every 5 years	\$122,332,000
Bank of America	Colonial Heights	VA	\$1,776,576	6.25%	4.9	Ground	CPI every 6 years	\$218,877,000
Bank of America	Wayne	PA	\$6,723,568	6.25%	5.9	NNN	10% or CPI every 5 years	\$49,385,000
Quaint Oak Bank	Allentown	PA	\$4,382,862	6.50%	15	NNN	2% annually	\$96,288,000
Wells Fargo	Philadelphia	PA	\$1,862,000	6.50%	5	NNN	10% every 5 years	\$43,262,000
Citizens Bank	Medford	NJ	\$2,689,000	6.75%	5.5	NN+	12% in option	\$65,017,000
Fulton Bank	York	PA	\$4,621,000	7.15%	3.8	NNN	2.5% annually	\$312,606,000
Bank of America	Cranford	NJ	\$3,993,000	8.00%	4.5	Ground	20% in options	\$67,897,000
Fulton Bank/Dance Studio	Philadelphia	PA	\$1,973,900	8.00%	5	NNN	Annual	\$11,178,000
Citizens Bank	Turtle Creek	PA	\$1,500,000	8.00%	5.3	NNN	CPI annually between 1 - 2.5%	\$86,602,000
Bank of America	Broomall	PA	Unpriced	Unknown	4	Ground	10% every 5 years	\$35,528,000
TD Bank & Vacancy	Raritan	NJ	\$1,500,000	Unknown	6	Mod. NNN	2% annually	\$339,493,000

July 2025 | Data Collected June 1-30, 2025

Vacant Banks for Sale

Below is a list of some vacated bank properties that are currently for sale in Pennsylvania, New Jersey, and Delaware. **This list of available Properties is intended for the use and benefit of Equity CRE current and prospective commercial real estate investment clients.** The list is compiled for our clients to give them an understanding of current pricing of vacant bank properties in the region. The information has been gathered from a variety of sources. Some of these properties are listed by Equity CRE, while others are listed by other brokers or are being directly marketed by the owner. However they are listed, we at Equity CRE, either as a dual or a buyer's agent, can represent our client's interest in obtaining information and negotiating the purchase of any of the properties.

Address	City	State	Asking Price	Building Size (SF)	Acreage
4300 Murray Ave	Pittsburgh	PA	\$325,000	1,734	0.11
4800 Richmond St	Philadelphia	PA	\$325,000	1,150	0.05
1245 Route 77	Bridgeton	NJ	\$425,000	2,500	3.21
3rd & Market St	Halifax	PA	\$440,000	7,492	0.32
176 Lovell Ave	Ebensburg	PA	\$474,900	3,417	0.73
16296 Lincoln Hwy	Breezewood	PA	\$477,000	3,191	0.45
801 Bishop St	Bellefonte	PA	\$550,000	2,385	0.35
807-811 Middle St	Pittsburgh	PA	\$600,000	5,400	0.12
212 Front St	Marysville	PA	\$650,000	14,500	0.45
2302 N. Delsea Dr	Vineland	NJ	\$695,000	2,400	1.40
21 N. Forklanding Rd	Maple Shade	NJ	\$700,000	4,378	0.71
3400 Chichester Ave	Boothwyn	PA	\$725,000	2,800	1.26
528 Station Ave	Haddon Heights	NJ	\$750,000	6,320	0.80
308 Hurffville-Crosskeys Rd	Sewell	NJ	\$775,000	3,343	0.93
1507 Route 206	Tabernacle	NJ	\$789,900	2,350	2.80
4 S. Baltimore St	Dillsburg	PA	\$850,000	7,200	0.63
950 N. Pearl St	Bridgeton	NJ	\$895,000	2,400	0.68
133 Van Zile Rd	Brick Twp	NJ	\$925,000	2,624	2.06
1066 Harrison City Export Rd	Jeanette	PA	\$1,000,000	6,201	1.49
1515 Woodbury Glassboro Rd	Wenonah	NJ	\$1,050,000	3,964	2.64
3711 Germantown Ave	Philadelphia	PA	\$1,050,000	13,842	0.12
33 Main St	Sparta	NJ	\$1,150,000	3,124	0.99
4306 Route 130 N	Willingboro	NJ	\$1,150,000	6,258	1.77
600 Walmart Dr	Gibsonia	PA	\$1,150,000	3,316	0.92
100 US Hwy 206	Augusta	NJ	\$1,200,000	5,500	13.18
824 Lansdowne Ave	Drexel Hill	PA	\$1,200,000	2,931	0.32
2 E. Main St	Mechanicsburg	PA	\$1,450,000	8,000	0.29
1950 Old Philadelphia Pike	Lancaster	PA	\$1,500,000	2,240	0.57
25 Carlisle St	Hanover	PA	\$1,500,000	30,112	1.04
3111 Quakerbridge Rd	Hamilton Twp	NJ	\$1,500,000	10,902	3.70
36 Middlesex Ave	Metuchen	NJ	\$1,500,000	2,500	0.54
701 E. Passyunk Ave	Philadelphia	PA	\$1,550,000	5,042	0.07

July 2025 | Data Collected June 1-30, 2025

Vacant Banks for Sale

Address	City	State	Asking Price	Building Size (SF)	Acreage
59 S Finley Ave	Basking Ridge	NJ	\$1,650,000	8,200	1.24
1000 Ridge Rd	Pottstown	PA	\$1,700,000	7,297	0.36
83 W. Main St	Elverson	PA	\$1,825,000	9,669	2.10
3 Allerman Rd	Oakland	NJ	\$1,900,000	2,498	0.47
1101 Tilton Rd	Northfield	NJ	\$2,075,000	2,800	1.10
410 Main St	Orange	NJ	\$2,150,000	10,000	0.50
3805 Neshaminy Blvd	Bensalem	PA	\$2,400,000	4,099	1.38
7270 Lancaster Pike	Hockessin	DE	\$2,700,000	6,000	3.53
1245 Cocoa Ave	Hershey	PA	\$3,000,000	3,661	2.72
1501 Tilton Rd	Northfield	NJ	\$3,000,000	15,100	1.80
1852 N. Olden Ave	Ewing	NJ	\$3,995,000	4,230	1.40
201 E. 9th St	Ocean City	NJ	\$4,500,000	3,000	0.62
855 Mountain Ave	Mountainside	NJ	\$4,999,000	7,440	1.24
160 Main St	Matawan	NJ	Auction	4,889	0.64
100 W. Main St	Terre Hill	PA	Undisclosed	7,300	1.18
1251 Centre Tpke	Orwigsburg	PA	Undisclosed	2,992	1.26
1713 W. Main St	Ephrata	PA	Undisclosed	2,952	0.64
1726 Union Ave	Natrona Heights	PA	Undisclosed	1,409	0.32
2 Springfield Ave	Cranford	NJ	Undisclosed	375	0.22
234 Main St	York	PA	Undisclosed	3,200	1.08
234 N. Main St	Loganville	PA	Undisclosed	4,970	1.08
44 Main St	Holmdel	NJ	Undisclosed	1,876	0.37
47 Mine Brook Rd	Bernardsville	NJ	Undisclosed	9,583	0.43
765 Blue Mountain Dr	Walnutport	PA	Undisclosed	2,500	1.94
801 Chestnut St	Kulpmont	PA	Undisclosed	3,058	0.04
90 Upper Silver Lake Rd	Newtown	PA	Undisclosed	3,950	3.21
101 Lancaster Ave	Malvern	PA	Unpriced	4,100	3.11
1302 NJ-38	Hainesport	NJ	Unpriced	4,566	1.60
1410 Bruce Rd	Oreland	PA	Unpriced	5,348	0.43
2630 Rochester Rd	Cranberry Twp	PA	Unpriced	3,250	1.30
308 N. Logan Blvd	Burnham	PA	Unpriced	2,360	0.20
346 W. Trenton Ave	Morrisville	PA	Unpriced	3,600	2.01
400 Market St	Sunbury	PA	Unpriced	20,495	0.19
555 Blackwood Clementon Rd	Lindenwold	NJ	Unpriced	2,300	1.89

July 2025 | Data Collected June 1-30, 2025

Repositioning Vacant Banks

1120 Carlisle Rd, Camp Hill, PA

BEFORE

AFTER



Disclaimer: This data was found through independent research. Equity CRE was not involved in this transaction.

For more information about this transaction, contact:

David Laiter

610.645.7700 x150

dlaiter@equitycre.com

Equity CRE Property Listings

Visit our website to see a complete list of our properties currently available:

PROPERTY LISTINGS

EQUITY CRE

Formerly Equity Retail Brokers

For a sample list of NNN bank properties for sale across the U.S., please call or email:

Edward Ginn | President

610.645.7700 x101

eginn@equitycre.com

If you would like to learn more about the real estate services we provide, please contact:

Edward Ginn | President

610.645.7700 x101

eginn@equitycre.com

David Goodman | Principal

610.645.7700 x119

dgoodman@equitycre.com

Memberships:

