

October 2024 | Data Collected September 1-30, 2024

Our services include:

- Sale of income-producing properties
- Disposition of vacant branches and under-performing assets
- Sale-leaseback of bank-owned real estate
- Real estate site selection for financial institutions

Visit our website to see a complete list of our properties currently available:

PROPERTY LISTINGS

Receive the latest updates from Equity Retail Brokers - [Join our mailing list](#)

Compiled for your information by:

Edward Ginn, 484.417.2201,
eginn@equityretailbrokers.com

David Goodman, 484.417.2219,
dgoodman@equityretailbrokers.com

David Laiter, 484.482.2550,
dlaiter@equityretailbrokers.com

Connect with us:



NNNTrends.com - A Definitive Tool for NNN Trend Analysis

Eager for an update on what your single-tenant triple net real estate investments are worth? Seeking to list your triple net commercial property for sale? NNNTrends saves you time and money by putting these options and more right at your fingertips.

A quick, easy and FREE resource for buyers and sellers of triple net lease properties to:

[Go to NNNTrends.com](#)

- See top tenants' customer visitations, comps and other performance metrics in a central dashboard
- Discover NNN commercial real estate investment targets in a wide array of categories and submarkets
- Benefit from expert brokers' on-the-ground perspectives about properties, tenants and regional and submarket competitive dynamics

Featured NNNTrends - Banking Tenants

Click each tenants' logo below to view their metrics:



Debt Credit Ratings

Long-term Debt Credit Ratings		
Bank	S&P	Moody's
Bank of America	A+	Aa1
BMO Harris Bank	A+	Baa1
CapitalOne Bank	BBB	Baa1
Chase Bank	A+	Aa2
CitiBank	BBB+	A3
Citizens Bank	A-	Baa1
Fulton Financial	----	Baa2
KeyBank	BBB	Baa2
M&T Bank	BBB+	Baa1
PNC Bank	A-	A3
Santander Bank	A+	A2
TD Bank	AA-	A1
Truist Bank	A-	Baa1
Wells Fargo	A+	Aa2

October 2024 | Data Collected September 1-30, 2024

Featured Bank Dispositions

Equity Retail Brokers represents national banks in the disposition of closed branches and has multiple listings from independent and institutional owners.

For Sale

- 📍 7 N Kennedy Dr,
McAdoo, PA
- 📍 701 East Passyunk Ave,
Philadelphia, PA
- 📍 935 Black Horse Pike,
Pleasantville, NJ
- 📍 3400 Chichester Ave,
Boothwyn, PA
- 📍 1057 Valley Rd,
Stirling, NJ
- 📍 528 Station Ave,
Haddon Heights, NJ

Pending

Pending

Under Contract

- 📍 930 Washington St,
Cape May, NJ
- 📍 50 Clementon Rd E,
Gibbsboro, NJ
- 📍 650 US Hwy 9 S,
Freehold, NJ



For Sale

3400 Chichester Ave, Boothwyn, PA

For more information about the above properties or our disposition services, please contact:

David Laiter

610.645.7700 x150

dlaiter@equityretailbrokers.com

David Goodman

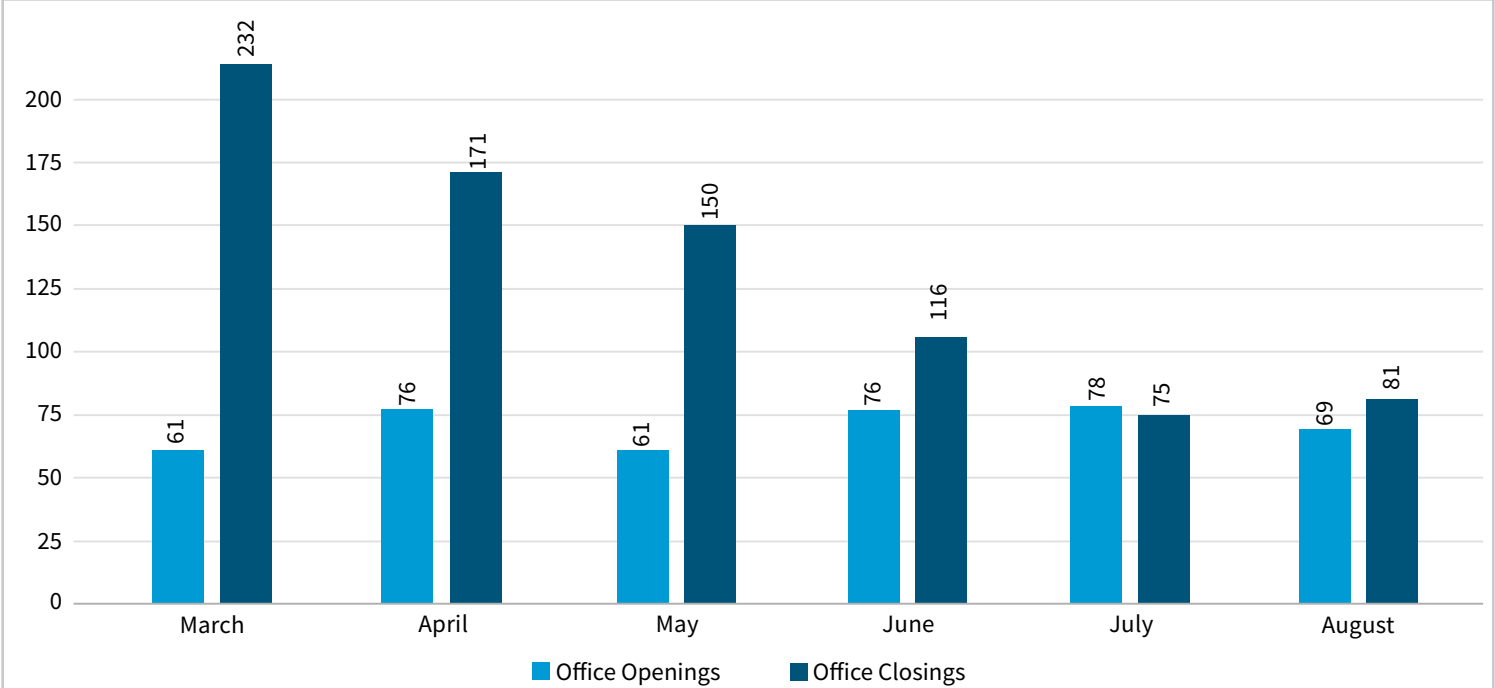
610.645.7700 x119

dgoodman@equityretailbrokers.com

October 2024 | Data Collected September 1-30, 2024

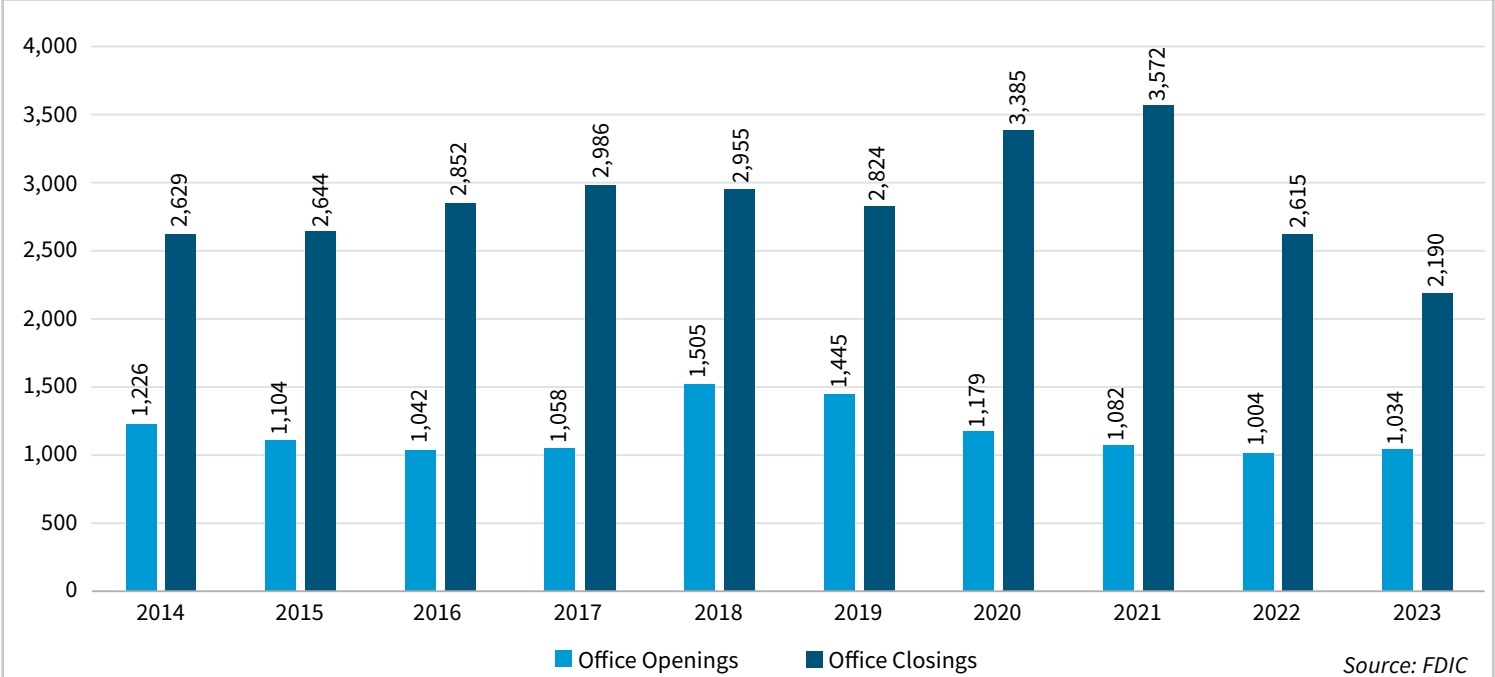
Bank Branches - Effective Openings & Closings

6-Month History
(3/1/2024 - 08/31/2024)



Source: FDIC

10-Year History
(as of 12/31/2023)



Source: FDIC

October 2024 | Data Collected September 1-30, 2024

Key Banking Performance and Condition Ratios from BankDeposits.com

New Jersey

[Banks headquartered in NJ - Performance Report](#)[Banks with branches in NJ - Performance Report](#)

Pennsylvania

[Banks headquartered in PA - Performance Report](#)[Banks with branches in PA - Performance Report](#)

Delaware

[Banks headquartered in DE - Performance Report](#)[Banks with branches in DE - Performance Report](#)

New Jersey, Pennsylvania, Delaware

[Banks headquartered in NJ, PA, DE - Performance Report](#)[Banks with branches in NJ,PA,DE - Performance Report](#)

All Mid-Atlantic

[Banks headquartered in Mid-Atlantic - Performance Report](#)[Banks with branches in Mid-Atlantic - Performance Report](#)*All labels are sortable. Click [+/-] next to Company for individual call report | Report data source: FDIC Call Reports 03/31/2022*

Key Real Estate Data from BankDeposits.com

New Jersey

[Banks headquartered in NJ - Key RE Data](#)[Banks with Branches in NJ - Key RE Data](#)

Pennsylvania

[Banks headquartered in PA - Key RE Data](#)[Banks with Branches in PA - Key RE Data](#)

Delaware

[Banks headquartered in DE - Key RE Data](#)[Banks with Branches in DE - Key RE Data](#)

New Jersey, Pennsylvania, Delaware

[Banks headquartered in NJ, PA, DE - Key RE Data](#)[Banks with branches in NJ, PA, DE -Key RE Data](#)

All Mid-Atlantic

[Banks HQ in Mid-Atlantic - Key RE Data](#)[Banks with branches in Mid-Atlantic - Key RE Data](#)*All labels are sortable. Click [+/-] next to Company for individual call report | Report data source: FDIC Call Reports 03/31/2022*

October 2024 | Data Collected September 1-30, 2024

Financial Articles (By Company)

Date Posted	Reference/Company	Article	Source
9/24/24	Bank of America	Bank of America plans to open 5 new Philadelphia-area branches	Philadelphia Business Journal
9/5/24	Bank of New York Mellon	BNY to buy one of the Philadelphia area's fastest-growing companies	Philadelphia Business Journal
9/26/24	Citizens Bank	CEO Bruce Van Saun on how paying the Phillies \$95 million put Citizens Bank on the map	The Philadelphia Inquirer
9/9/24	Customers Bank	Customers Bancorp continues C-suite makeover with new hire, promotion	Philadelphia Business Journal
9/25/24	Hyperion Bank	Eric Golden Hired at Hyperion Bank	Philadelphia Business Journal
9/5/24	Republic Bank	Republic First Bank's former parent files for bankruptcy protection	Yahoo Finance
9/26/24	TD Bank	TD Bank Announces Andy Bregenzer and Jill Gateman as Co-Heads of U.S. Commercial Banking	Yahoo Finance
9/19/24	TD Bank	TD Bank Group CEO Bharat Masrani to retire amid U.S. probe	Philadelphia Business Journal
9/11/24	TD Bank	TD Bank fined \$28M for sharing inaccurate information to consumer reporting agencies	Philadelphia Business Journal
9/4/24	Tompkins Bank	Bob Massino Promoted to VP, Cash Management Sales Manager at Tompkins Bank	Philadelphia Business Journal
9/20/24	Wells Fargo	Wells Fargo reclaims throne as Philadelphia region's largest retail bank	Philadelphia Business Journal
9/13/24	Wells Fargo	Wells Fargo in trouble with regulators again	Philadelphia Business Journal

Financial Articles (General)

Date Posted	Reference/Company	Article	Source
9/27/24	General	Wells Fargo economists say Fed's rate cut could mark beginning of the end for CRE downturn	Philadelphia Business Journal
9/22/24	General	Small Deposits: OceanFirst pays \$15.1M to settle redlining case; Navient closes subsidiary sale	Philadelphia Business Journal
9/10/24	General	Wealth manager faces new allegations of theft from partners in Jersey Shore mini golf course	Philadelphia Business Journal
9/9/24	General	Commercial real estate loan delinquencies see uptick among banks	Philadelphia Business Journal
9/6/24	General	Small Deposits: TD to raise \$1B in debt; IronPigs bring on new bank sponsor	Philadelphia Business Journal
9/3/24	General	Charlie Crawford, Chairman & CEO of Hyperion Bank, assumes the role of Board Chair, Pennsylvania Association of Community Bankers (PACB)	Philadelphia Business Journal
9/3/24	General	RBC Wealth Management adds Conshohocken team from Wells Fargo Advisors	Philadelphia Business Journal

October 2024 | Data Collected September 1-30, 2024

Stock Summary (Alphabetical)

Stock Summary - Some Publicly Traded Banks Operating in Philadelphia Metro Market

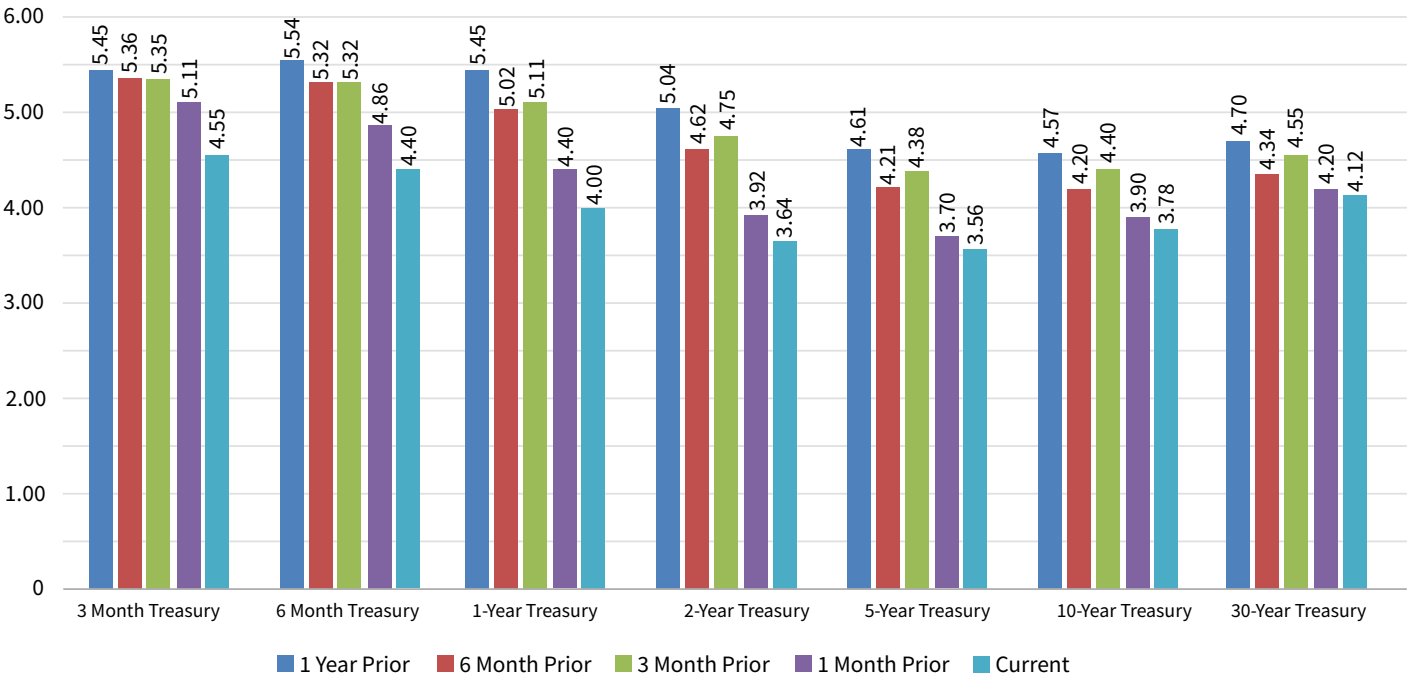
Company	Symbol	Close of Business 12/31/2023	Close of Business 09/30/2024	% Change From 12/31/2023 to 09/30/2024	52-Wk High -As of Close of Business 09/30/2024	52-Wk Low -As of Close of Business 09/30/2024	Price/Book As of Close of Business 09/30/2024
Dow Jones Industrial Average	^DJI	37,689.54	42,330.15	12.31%	32,327.20	42,628.32	-
S&P 500	^GSPC	4,769.83	5,762.48	20.81%	4,103.78	5,767.37	-
NASDAQ Composite	^IXIC	15,011.35	18,189.17	21.17%	12,543.86	18,671.07	-
The Financial Select Sector SPDR Fund	XLF	37.60	45.32	20.53%	31.36	45.88	1.33
1st Colonial Bancorp, Inc.	FCOB	12.15	14.90	22.63%	12.00	16.00	0.99
Banco Santander, S.A.	SAN	4.14	5.10	23.19%	3.52	5.27	0.82
Bank of America Corporation	BAC	33.67	39.68	17.85%	24.96	44.44	1.15
Citigroup Inc.	C	51.44	62.60	21.70%	38.17	67.81	0.63
Citizens & Northern Corporation	CZNC	22.43	19.69	-12.22%	16.50	23.50	1.15
Citizens Financial Group, Inc.	CFG	33.14	41.07	23.93%	22.77	43.96	0.86
Customers Bancorp, Inc.	CUBI	57.62	46.45	-19.39%	31.16	68.49	0.91
Embassy Bancorp, Inc.	EMYB	14.70	15.74	7.07%	13.00	15.79	1.17
First Bank	FRBA	14.70	15.20	3.40%	10.51	15.87	0.97
Fulton Financial Corporation	FULT	16.46	18.13	10.15%	11.63	20.33	1.13
Harleysville Financial Corporation	HARL	22.09	22.00	-0.41%	19.10	25.70	0.93
JPMorgan Chase & Co.	JPM	170.10	210.86	23.96%	135.19	225.48	1.89
KeyCorp	KEY	14.40	16.75	16.32%	9.50	17.39	1.29
Lakeland Bancorp, Inc.	LBAI	14.79	13.43	-9.20%	10.65	16.00	0.74
M&T Bank Corporation	MTB	137.08	178.12	29.94%	108.53	180.64	1.16
Meridian Corporation	MRBK	13.90	12.64	-9.06%	8.26	14.24	0.86
OceanFirst Financial Corp.	OCFC	17.36	18.59	7.09%	12.01	18.98	0.65
Parke Bancorp, Inc.	PKBK	20.25	20.90	3.21%	15.16	22.00	0.86
Princeton Bancorp, Inc.	BPRN	35.90	36.98	3.01%	28.10	39.21	0.95
Provident Financial Services, Inc.	PFS	18.03	18.56	2.94%	13.07	19.59	0.95
QNB Corp.	QNBC	25.99	29.49	13.47%	21.39	30.00	1.12
Quaint Oak Bancorp, Inc.	QNTD	11.50	10.50	-8.70%	9.75	14.10	0.53
S&T Bancorp, Inc.	STBA	33.42	41.97	25.58%	24.51	45.79	1.22
The Bancorp, Inc.	TBBK	38.56	53.50	38.74%	29.92	54.97	3.39
The PNC Financial Services Group, Inc.	PNC	154.85	184.85	19.37%	109.40	187.78	1.58
The Toronto-Dominion Bank	TD	64.62	63.26	-2.10%	53.52	65.12	1.04
Tompkins Financial Corporation	TMP	60.23	57.79	-4.05%	43.09	65.54	1.23
Truist Financial Corporation	TFC	36.92	42.77	15.85%	26.57	45.31	1.00
Univest Financial Corporation	UVSP	22.03	28.14	27.73%	16.10	29.49	0.96
Wells Fargo & Company	WFC	49.22	56.49	14.77%	38.39	62.55	1.20
WSFS Financial Corporation	WSFS	45.93	50.99	11.02%	33.12	58.59	1.21

October 2024 | Data Collected September 1-30, 2024

Interest Rate Summary

Equity Retail Brokers - Capital Markets Review - Leading Rates					
US Treasuries	1 Year Prior	6 Month Prior	3 Month Prior	1 Month Prior	Current
3 Month Treasury	5.45	5.36	5.35	5.11	4.55
6 Month Treasury	5.54	5.32	5.32	4.86	4.40
1 Year Treasury	5.45	5.02	5.11	4.40	4.00
2-Year Treasury	5.04	4.62	4.75	3.92	3.64
5-Year Treasury	4.61	4.21	4.38	3.70	3.56
10-Year Treasury	4.57	4.20	4.40	3.90	3.78
30-Year Treasury	4.70	4.34	4.56	4.20	4.12
Key Rates	1 Year Prior	6 Month Prior	3 Month Prior	1 Month Prior	Current
Fed Funds Rate	5.31	5.31	5.31	5.31	4.81
Federal Reserve Target	5.50	5.50	5.50	5.50	5.00
Prime Rate	8.50	8.50	8.50	8.50	8.00
SOFR	1 Year Prior	6 Month Prior	3 Month Prior	1 Month Prior	Current
30-Day Average	5.31	5.32	5.34	5.35	5.16
90-Day Average	5.26	5.35	5.35	5.37	5.31
180-Day-Average	5.16	5.39	5.39	5.40	5.37
Muni Bonds - Yields	1 Year Prior	6 Month Prior	3 Month Prior	1 Month Prior	Current
	3.73	3.21	3.20	2.54	2.52
2-Year	3.65	2.99	3.14	2.48	2.39
5-Year	3.38	2.52	2.96	2.47	2.37
10-Year	3.44	2.52	2.86	2.70	2.63
30-Year	4.42	3.73	3.79	3.65	3.55

Treasury Rate Comparison
(US Treasuries)



October 2024 | Data Collected September 1-30, 2024

Banks for Sale

Below is a list of some single tenant net lease bank investment properties that are currently for sale in Pennsylvania, New Jersey, Delaware, Maryland, Virginia, West Virginia, and Washington D.C. **This list of available Investment Properties is intended for the use and benefit of Equity Retail Brokers current and prospective commercial real estate investment clients.** The list is compiled for our clients to give them an understanding of current pricing of Net Lease bank properties in the region. The information has been gathered from a variety of sources. Some of these properties are listed by Equity Retail Brokers, while others are listed by other brokers or are being directly marketed by the owner. However they are listed, we at Equity Retail Brokers, either as a dual or a buyer's agent, can represent our client's interest in obtaining information and negotiating the purchase of any of the properties.

Bank	City	State	Asking Price	Cap Rate	Lease (Years Left)	Lease Type	Lease Increases	2024 Deposits
PNC Bank	Bethel Park	PA	\$2,240,000	6.50%	6	NNN	Unknown	\$104,728,000
PNC Bank	Bowie	MD	\$3,850,000	6.72%	2.6	Ground	15% every 5 years	\$89,641,000
Bank of America	Clarksville	MD	\$5,680,000	7.50%	3	NNN	15% in options	\$219,398,000
TD Bank	Clinton	MD	\$5,874,758	7.25%	2.5	Ground	FMV & 112% or prior rent	\$75,392,000
S&T Bank	Cranberry Twp	PA	\$2,710,280	5.35%	15	NNN	10% every 5 years	New Branch
Bank of America	Egg Harbor Twp	NJ	\$6,090,909	5.50%	15	Ground	12.5% every 5 years	New Branch
KeyBank	Exton	PA	\$2,692,000	6.50%	8.6	NNN	Unknown	\$82,613,000
PNC Bank	Fairfax	VA	\$6,533,000	8.52%	5	NNN	10% in options	\$76,907,000
Bank of America	Fredericksburg	VA	\$5,430,000	6.24%	10	Ground	10% every 5 years	\$41,718,000
Chase Bank	Hampton	VA	\$4,300,000	5.00%	15	Ground	10% every 5 years	New Branch
Citizens Bank	Hillside	NJ	\$2,650,000	5.02%	Unknown	Unknown	Unknown	\$88,830,000
Community Bank	Jermyn	PA	\$1,242,857	7.00%	5	NNN	2% annually	\$91,225,000
Northfield Bank	Linden	NJ	\$3,519,000	7.00%	5	NNN	Unknown	\$127,211,000
Chase Bank	Manassas	VA	\$4,150,000	4.75%	14	Ground	10% every 5 years	\$10,623,000
Virginia National Bank (The Fauquier Bank)	Manassas	VA	\$4,196,841	7.25%	5	Ground	15% every 5 years	\$38,652,000
Truist Bank	Manassas	VA	\$6,724,862	7.92%	6	NNN	10% every 5 years	Closed
Atlantic Union Bank	Midlothian	VA	\$2,200,000	7.00%	1.5	NN	10% in options	\$102,980,000
First National Bank of PA	New Castle	PA	\$1,045,000	7.53%	4.9	NNN	N/A	\$177,853,000
Wells Fargo & Billboard	Norfolk	VA	\$2,813,633	6.00%	5	Ground	15% every 5 years	\$108,145,000
Chase Bank / Dunkin'	Paoli	PA	\$4,200,000	5.00%	15	NN	10% every 5 years	New Branch
Citizens Bank	Philadelphia	PA	\$2,246,153	6.50%	5.5	NNN	2.5% annually	\$108,520,000
Fulton Bank/Dance Studio	Philadelphia	PA	\$2,119,000	7.25%	5	NNN	Annual	\$14,470,000
Bank of America	Pittsburgh	PA	\$4,100,000	4.51%	15	Ground	12.5% every 5 years	\$6,826,000
Dollar Bank	Pittsburgh	PA	\$900,000	6.05%	Unknown	NNN	Unknown	\$174,208,000
PNC Bank ATM	Pittsburgh	PA	\$950,000	Unknown	Unknown	Ground	Every 5 years	N/A
TD Bank & Vacancy	Raritan	NJ	\$1,700,000	8.84%	6	Mod. NNN	2% annually	\$309,908,000
Wells Fargo	Reisterstown	MD	\$5,965,000	7.65%	5	Ground	15% every 5 years	\$177,129,000
Chase Bank	Rockville	MD	\$10,795,000	4.25%	13.5	Ground	10% every 5 years	New Branch
Wells Fargo	Turnersville	NJ	\$4,173,913	5.75%	9.9	Ground	13.5% every 5 years	\$152,493,000
Chase Bank	Virginia Beach	VA	\$2,738,000	4.65%	15	Ground	10% every 5 years	New Branch
Truist Bank	Virginia Beach	VA	\$2,226,000	5.75%	8	Ground	10% every 5 years	\$109,270,000
Bank of America	Virginia Beach	VA	\$3,023,812	6.00%	2.5	NNN	10% in options	\$113,618,000
PNC Bank	Virginia Beach	VA	\$1,641,000	6.00%	4	Ground	2% annually	\$32,125,000
Bank of America	Washington	DC	\$4,500,000	5.83%	5	Ground	3% annually	\$75,666,000
Bank of America	Wayne	PA	\$6,723,568	6.25%	5.9	NNN	10% or CPI every 5 years	\$53,297,000
Wells Fargo	Whitehall	PA	\$1,785,000	7.00%	4.7	Ground	N/A	\$216,000,000

October 2024 | Data Collected September 1-30, 2024

Vacant Banks for Sale

Below is a list of some vacated bank properties that are currently for sale in Pennsylvania, New Jersey, and Delaware. **This list of available Properties is intended for the use and benefit of Equity Retail Brokers current and prospective commercial real estate investment clients.** The list is compiled for our clients to give them an understanding of current pricing of vacant bank properties in the region. The information has been gathered from a variety of sources. Some of these properties are listed by Equity Retail Brokers, while others are listed by other brokers or are being directly marketed by the owner. However they are listed, we at Equity Retail Brokers, either as a dual or a buyer's agent, can represent our client's interest in obtaining information and negotiating the purchase of any of the properties.

Address	City	State	Asking Price	Building Size (SF)	Acreage
1 W. Main St	Annville	PA	Undisclosed	4,607	0.63
171-173 Broadway	Bayonne	NJ	Unpriced	5,518	0.13
3805 Neshaminy Blvd	Bensalem	PA	\$2,400,000	4,099	1.38
3530 Freemansburg Ave	Bethlehem	PA	\$595,000	5,832	0.32
52 W. Broad St	Bethlehem	PA	\$2,750,000	14,000	0.41
3301 Easton Ave	Bethlehem	PA	Undisclosed	3,024	1.12
1260 Broad St	Bloomfield	NJ	\$3,500,000	9,000	0.88
3400 Chichester Ave	Boothwyn	PA	\$825,000	2,800	1.26
408 E. Main St	Bound Brook	NJ	Auction	8,200	0.32
950 N. Pearl St	Bridgeton	NJ	\$900,000	2,400	0.68
244 Radcliffe St	Bristol	PA	Unpriced	7,657	0.61
308 N. Logan Blvd	Burnham	PA	Unpriced	2,360	0.20
570 Pompton Ave	Cedar Grove	NJ	\$1,850,000	4,773	1.27
1006 Kresson Rd	Cherry Hill	NJ	Undisclosed	3,000	0.56
510 Main St	Chester	NJ	Undisclosed	2,630	0.62
1 S. Center St	Corry	PA	\$275,000	9,748	0.41
2 Springfield Ave	Cranford	NJ	Undisclosed	1,200	0.22
824 Lansdowne Ave	Drexel Hill	PA	Unpriced	2,931	0.32
50 Main St	East Conemaugh	PA	\$129,000	2,200	Unknown
304 Princeton Hightstown Rd	East Windsor	NJ	Undisclosed	7,000	4.55
394 W. Berwick St	Easton	PA	\$395,000	2,694	0.43
207 S. Washington St	Eau Claire	PA	\$170,000	1,782	0.25
176 Lovell Ave	Ebensburg	PA	\$499,900	3,417	0.73
83 W. Main St	Elverson	PA	\$1,825,000	9,669	2.10
1713 W. Main St	Ephrata	PA	Undisclosed	2,952	0.64
1852 N. Olden Ave	Ewing	NJ	\$3,995,000	4,230	1.40
224 S. Main St	Flemington	NJ	\$1,400,000	2,302	1.40
698 US-202	Flemington	NJ	Unpriced	3,015	2.19
1057 Valley Rd	Gillette	NJ	\$1,200,000	3,998	0.75
259 S. Easton Rd	Glenside	PA	Modified Bidding	1,867	0.29
8 Edgewood Dr	Greenville	PA	\$168,500	1,913	0.81
528 Station Ave	Haddon Heights	NJ	\$750,000	6,320	0.80
99 N. Haddon Ave	Haddonfield	NJ	Undisclosed	4,972	0.90
3rd & Market St	Halifax	PA	\$440,000	7,492	0.32
25 Carlisle St	Hanover	PA	\$1,995,000	30,112	1.04
1091 Eichelberger St	Hanover	PA	Undisclosed	3,834	6.93
801 Chestnut St	Kulpmont	PA	Undisclosed	3,058	0.04
317 Main St	Lakewood	NJ	\$2,500,000	5,209	0.75
315-323 Madison Ave	Lakewood	NJ	Undisclosed	6,600	0.80
1950 Old Philadelphia Pike	Lancaster	PA	\$1,500,000	2,240	0.57
1249 Market St	Lemoyne	PA	\$1,295,000	3,600	1.72
152 Main St & Hillcrest Terrace	Lincoln Park	NJ	Unpriced	3,510	1.36
201 E. Erie St	Linesville	PA	\$99,000	2,360	0.58
234 N. Main St	Loganville	PA	Unpriced	4,970	1.08
21 N. Forklanding Rd	Maple Shade	NJ	\$700,000	4,378	0.71

October 2024 | Data Collected September 1-30, 2024

Vacant Banks for Sale					
Address	City	State	Asking Price	Building Size (SF)	Acreage
212 Front St	Marysville	PA	\$900,000	14,500	0.45
7 N. Kennedy Dr	McAdoo	PA	\$199,000	3,245	0.14
187 Buchanan Trail E	McConnellsburg	PA	\$180,000	1,443	0.92
690 Stokes Rd	Medford Lakes	NJ	Unpriced	1,815	0.71
127 N. Diamond St	Mercer	PA	\$225,000	2,960	0.31
901 N. 2nd St	Millville	NJ	Unpriced	2,400	2.46
707 Central Ave	Minotola (Buena)	NJ	\$199,900	2,300	0.69
2822 Main St	Morgantown	PA	\$1,450,000	6,400	3.80
855 Mountain Ave	Mountainside	NJ	\$4,999,000	7,440	1.24
350 E. Bellevue Ave	Muhlenberg	PA	Unpriced	2,966	0.86
1726 Union Ave	Natrona Heights	PA	Undisclosed	1,409	0.32
166 Ligonier St	New Florence	PA	\$129,000	2,200	0.40
72-80 South St	New Providence	NJ	\$1,950,000	3,669	0.86
1060 Aaron Rd	North Brunswick	NJ	\$1,395,000	3,100	1.05
1501 Tilton Rd	Northfield	NJ	\$4,949,000	15,100	1.80
248 Seneca St	Oil City	PA	\$515,000	8,000	0.48
1251 Centre Tpke	Orwigsburg	PA	Undisclosed	2,992	1.26
1 N. Robinson Ave	Pen Argyl	PA	\$550,000	8,112	0.37
8764 Frankford Ave	Philadelphia	PA	\$1,450,000	2,700	0.60
701 E. Passyunk Ave	Philadelphia	PA	\$1,855,000	5,042	0.07
423 E. Girard Ave	Philadelphia	PA	Modified Bidding	2,820	0.03
707 New Brunswick Ave	Phillipsburg	NJ	Unpriced	1,597	0.60
4300 Murray Ave	Pittsburgh	PA	\$350,000	1,734	0.11
935 Black Horse Pike	Pleasantville	NJ	\$850,000	2,392	1.68
15 W. West Jersey Ave	Pleasantville	NJ	\$1,999,000	6,500	0.90
701 Arnold Ave	Point Pleasant Beach	NJ	\$1,150,000	5,800	0.17
1000 Ridge Rd	Pottstown	PA	\$1,700,000	7,297	0.36
120 S. Centre St	Pottsville	PA	Unpriced	24,048	0.57
91 Route 45	Salem	NJ	Undisclosed	2,684	3.19
835 Lawn Ave	Sellersville	PA	Unpriced	1,539	1.15
96 S. Main St	Sellersville	PA	Unpriced	2,645	1.49
308 Hurffville-Crosskeys Rd	Sewell	NJ	\$795,000	3,343	0.93
2-4 N. Main St	Shenandoah	PA	\$350,000	5,628	0.06
153 W. Orange St	Shippensburg	PA	\$499,000	2,312	0.68
400 Market St	Sunbury	PA	Undisclosed	20,495	0.19
100 W. Main St	Terre Hill	PA	Undisclosed	7,300	1.18
9 Wrangle Brook Rd	Toms River	NJ	Unpriced	2,000	0.60
1300 Hamilton Ave	Trenton	NJ	\$700,000	7,212	0.78
891 Brunswick Ave	Trenton	NJ	\$1,600,000	10,529	0.84
226 S. Broad St	Trenton	NJ	\$1,625,000	8,300	0.25
1500 Union Ave	Union Beach	NJ	\$1,300,000	2,272	0.82
702 W. Main St	Valley View	PA	\$275,000	3,612	0.48
2302 N. Delsea Dr	Vineland	NJ	\$695,000	2,400	1.40
765 Blue Mountain Dr	Walnutport	PA	Undisclosed	2,500	1.94
212 E. Lancaster Ave	Wayne	PA	Undisclosed	2,800	1.02
301 W. Lancaster Ave	Wayne	PA	Undisclosed	5,650	0.64
2502 E. 3rd St	Williamsport	PA	\$2,300,000	6,200	1.24
4306 Route 130 N	Willingboro	NJ	\$1,150,000	6,258	1.77
4200 W. Market St	York	PA	\$599,000	4,660	0.85
234 Main St	York	PA	Undisclosed	3,200	1.08

October 2024 | Data Collected September 1-30, 2024

Repositioning Vacant Banks

436 Egypt Rd, Audubon, PA

BEFORE	AFTER
	

Disclaimer: This data was found through independent research. Equity Retail Brokers was not involved in this transaction.

For more information about this transaction, contact:

David Laiter
610.645.7700 x150
dlaiter@equityretailbrokers.com

Equity Retail Brokers Property Listings

Visit our website to see a complete list of our properties currently available:

PROPERTY LISTINGS

For a sample list of NNN bank properties for sale across the U.S., please call or email:

Edward Ginn
610.645.7700 x101
eginn@equityretailbrokers.com

If you would like to learn more about the real estate services we provide, please contact:

Edward Ginn | President
610.645.7700 x101
eginn@equityretailbrokers.com

David Goodman | Principal
610.645.7700 x119
dgoodman@equityretailbrokers.com

Member:

