

July 2024 | Data Collected June 1-30, 2024

Our services include:

- Sale of income-producing properties
- Disposition of vacant branches and under-performing assets
- Sale-leaseback of bank-owned real estate
- Real estate site selection for financial institutions

Visit our website to see a complete list of our properties currently available:

PROPERTY LISTINGS

Receive the latest updates from Equity Retail Brokers - [Join our mailing list](#)

Compiled for your information by:

Edward Ginn, 484.417.2201,
eginn@equityretailbrokers.com

David Goodman, 484.417.2219,
dgoodman@equityretailbrokers.com

David Laiter, 484.482.2550,
dlaiter@equityretailbrokers.com

Connect with us:



NNNTrends.com - A Definitive Tool for NNN Trend Analysis

Eager for an update on what your single-tenant triple net real estate investments are worth? Seeking to list your triple net commercial property for sale? NNNTrends saves you time and money by putting these options and more right at your fingertips.

A quick, easy and FREE resource for buyers and sellers of triple net lease properties to:

[Go to NNNTrends.com](#)

- See top tenants' customer visitations, comps and other performance metrics in a central dashboard
- Discover NNN commercial real estate investment targets in a wide array of categories and submarkets
- Benefit from expert brokers' on-the-ground perspectives about properties, tenants and regional and submarket competitive dynamics

Featured NNNTrends - Banking Tenants

Click each tenants' logo below to view their metrics:



Debt Credit Ratings

Long-term Debt Credit Ratings		
Bank	S&P	Moody's
Bank of America	A+	Aa1
BMO Harris Bank	A+	Baa1
CapitalOne Bank	BBB	Baa1
Chase Bank	A+	Aa2
CitiBank	BBB+	A3
Citizens Bank	A-	Baa1
Fulton Financial	----	Baa2
KeyBank	BBB	Baa2
M&T Bank	BBB+	Baa1
PNC Bank	A-	A3
Santander Bank	A+	A2
TD Bank	AA-	A1
Truist Bank	A-	Baa1
Wells Fargo	A+	Aa2

July 2024 | Data Collected June 1-30, 2024

Featured Bank Dispositions

Equity Retail Brokers represents national banks in the disposition of closed branches and has multiple listings from independent and institutional owners.

For Sale

- 📍 7 N Kennedy Dr, McAdoo, PA
- 📍 701 East Passyunk Ave, Philadelphia, PA
- 📍 935 Black Horse Pike, Pleasantville, NJ
- 📍 50 Clementon Rd E, Gibbsboro, NJ Pending
- 📍 528 Station Ave, Haddon Heights, NJ Pending
- 📍 650 US Hwy 9 S, Freehold, NJ Pending
- 📍 3400 Chichester Ave, Boothwyn, PA Pending
- 📍 1407 Old York Rd, Abington, PA Pending

Under Contract

- 📍 930 Washington St, Cape May, NJ
- 📍 500 Monmouth St, Gloucester City, NJ



For more information about the above properties or our disposition services, please contact:

David Laiter

610.645.7700 x150

dlaiter@equityretailbrokers.com

David Goodman

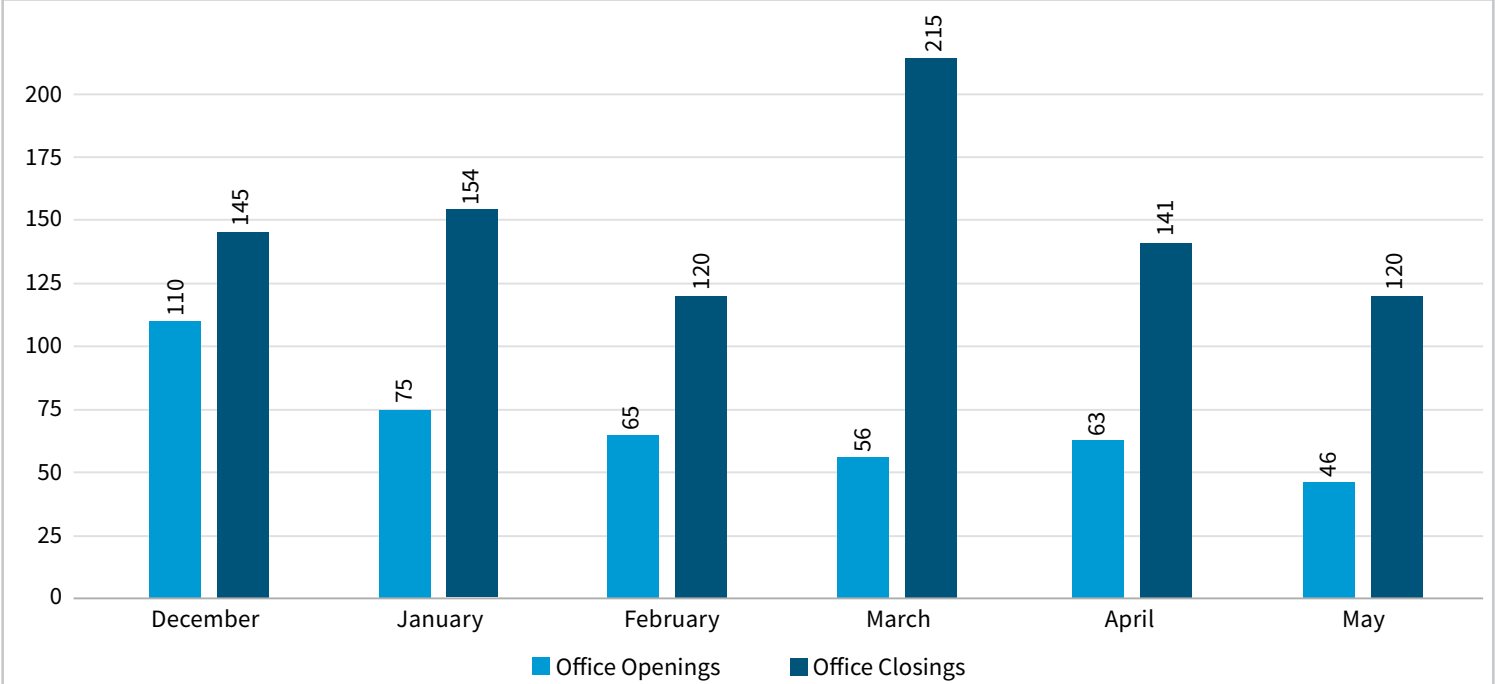
610.645.7700 x119

dgoodman@equityretailbrokers.com

July 2024 | Data Collected June 1-30, 2024

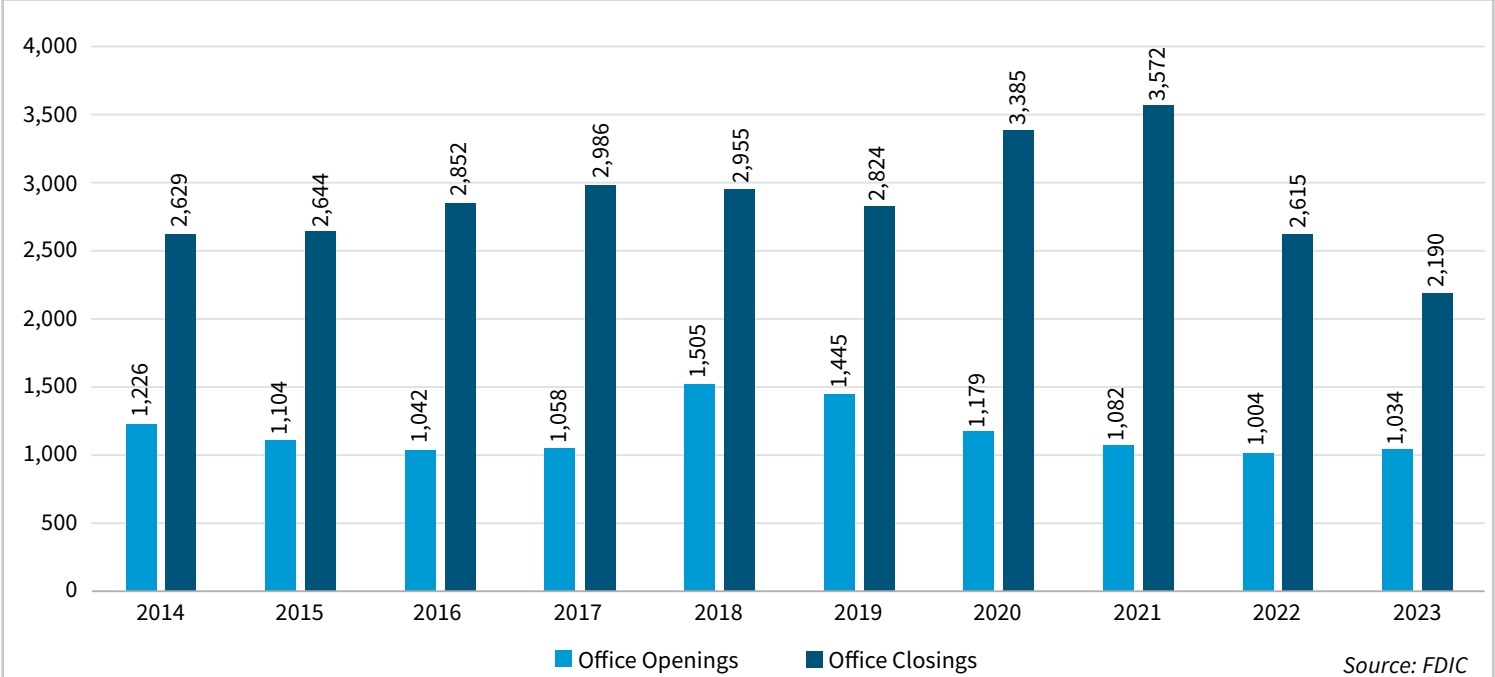
Bank Branches - Effective Openings & Closings

6-Month History
(12/1/2023 - 05/31/2024)



Source: FDIC

10-Year History
(as of 12/31/2023)



Source: FDIC

July 2024 | Data Collected June 1-30, 2024

Key Banking Performance and Condition Ratios from BankDeposits.com

New Jersey	
Banks headquartered in NJ - Performance Report	Banks with branches in NJ - Performance Report
Pennsylvania	
Banks headquartered in PA - Performance Report	Banks with branches in PA - Performance Report
Delaware	
Banks headquartered in DE - Performance Report	Banks with branches in DE - Performance Report
New Jersey, Pennsylvania, Delaware	
Banks headquartered in NJ, PA, DE - Performance Report	Banks with branches in NJ,PA,DE - Performance Report
All Mid-Atlantic	
Banks headquartered in Mid-Atlantic - Performance Report	Banks with branches in Mid-Atlantic - Performance Report

All labels are sortable. Click [+/-] next to Company for individual call report | Report data source: FDIC Call Reports 03/31/2022

Key Real Estate Data from BankDeposits.com

New Jersey	
Banks headquartered in NJ - Key RE Data	Banks with Branches in NJ - Key RE Data
Pennsylvania	
Banks headquartered in PA - Key RE Data	Banks with Branches in PA - Key RE Data
Delaware	
Banks headquartered in DE - Key RE Data	Banks with Branches in DE - Key RE Data
New Jersey, Pennsylvania, Delaware	
Banks headquartered in NJ, PA, DE - Key RE Data	Banks with branches in NJ, PA, DE -Key RE Data
All Mid-Atlantic	
Banks HQ in Mid-Atlantic - Key RE Data	Banks with branches in Mid-Atlantic - Key RE Data

All labels are sortable. Click [+/-] next to Company for individual call report | Report data source: FDIC Call Reports 03/31/2022

July 2024 | Data Collected June 1-30, 2024

Financial Articles (By Company)

Date Posted	Reference/Company	Article	Source
6/25/24	Customers Bank	Customers Bank heads to the West Coast for a bite of failed bank's lunch	Philadelphia Business Journal
6/14/24	Fulton Bank	Fulton Financial touts 'history of safe and sound operations' in response to Moody's review for ratings downgrade	Philadelphia Business Journal
6/17/24	Meridian Bank	Patrick Hart Hired at Meridian Bank	Philadelphia Business Journal
6/17/24	Meridian Bank	Chris McDermott Hired at Meridian Bank	Philadelphia Business Journal
6/14/24	Provident Bank	Provident Bank to close 22 branches in New Jersey	Yahoo Finance
6/26/24	TD Bank	TD Bank closing 20 more branches, including one in Bucks County, as it braces for federal fine	Philadelphia Business Journal
6/13/24	TD Bank	TD Bank Launches "Chosen First Name" Feature to Help Drive Inclusive Banking Experiences	Yahoo Finance

Financial Articles (General)

Date Posted	Reference/Company	Article	Source
6/26/24	General	Small Deposits: Hamilton Lane raises \$5.6B fund; Vanguard reopens two long-closed funds	Philadelphia Business Journal
6/17/24	General	George Norcross, five others indicted on racketeering charges	Philadelphia Business Journal
6/17/24	General	Banks decry proposed Pennsylvania legislation as \$147M giveaway to big retailers	Philadelphia Business Journal
6/16/24	General	Small Deposits: TD launches Chosen First Name feature; Montco wealth manager rebrands	Philadelphia Business Journal
6/7/24	General	Moody's Could Downgrade 6 U.S. Banks Over CRE Exposure	Bisnow

July 2024 | Data Collected June 1-30, 2024

Stock Summary (Alphabetical)

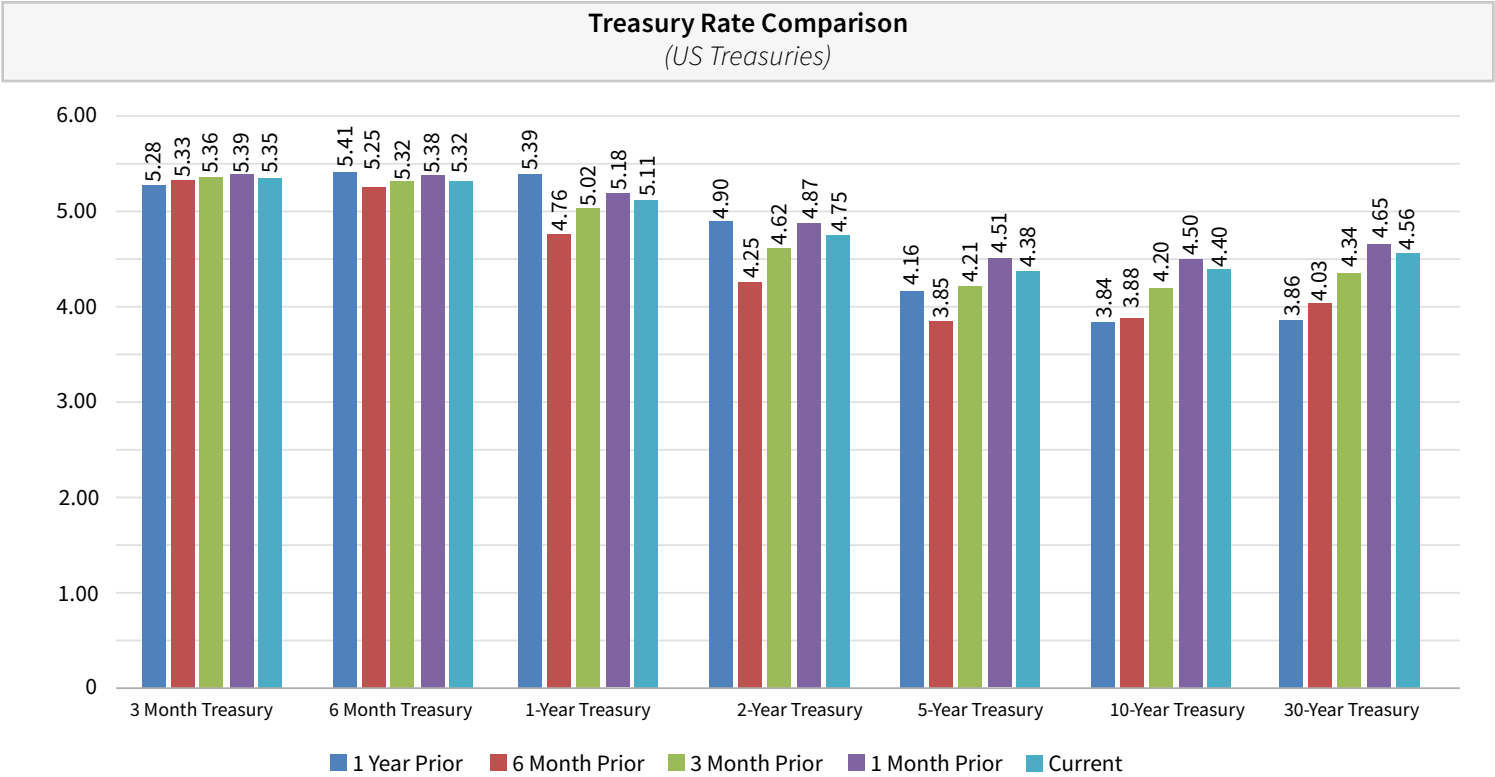
Stock Summary - Some Publicly Traded Banks Operating in Philadelphia Metro Market

Company	Symbol	Close of Business 12/31/2023	Close of Business 06/28/2024	% Change From 12/31/2023 to 06/28/2024	52-Wk High -As of Close of Business 06/28/2024	52-Wk Low -As of Close of Business 06/28/2024	Price/Book As of Close of Business 06/28/2024
Dow Jones Industrial Average	^DJI	37,689.54	39,118.86	3.79%	32,327.20	40,077.40	-
S&P 500	^GSPC	4,769.83	5,460.48	14.48%	4,103.78	5,523.64	-
NASDAQ Composite	^IXIC	15,011.35	17,732.60	18.13%	12,543.86	18,035.00	-
The Financial Select Sector SPDR Fund	XLF	37.60	41.11	9.34%	31.36	42.49	1.21
1st Colonial Bancorp, Inc.	FCOB	12.15	15.50	27.57%	9.92	15.74	1.07
Banco Santander, S.A.	SAN	4.14	4.63	11.84%	3.49	5.27	0.76
Bank of America Corporation	BAC	33.67	39.77	18.12%	24.96	40.34	1.18
Citigroup Inc.	C	51.44	63.46	23.37%	38.17	64.98	0.64
Citizens & Northern Corporation	CZNC	22.43	17.89	-20.24%	16.50	23.50	1.05
Citizens Financial Group, Inc.	CFG	33.14	36.03	8.72%	22.77	37.30	0.76
Customers Bancorp, Inc.	CUBI	57.62	47.98	-16.73%	29.99	60.09	0.97
Embassy Bancorp, Inc.	EMYB	14.70	13.33	-9.32%	13.00	18.00	0.98
First Bank	FRBA	14.70	12.74	-13.33%	10.25	15.17	0.84
Fulton Financial Corporation	FULT	16.46	16.98	3.16%	11.47	17.68	1.07
Harleysville Financial Corporation	HARL	22.09	21.15	-4.26%	19.10	25.70	0.91
JPMorgan Chase & Co.	JPM	170.10	202.26	18.91%	135.19	205.88	1.89
KeyCorp	KEY	14.40	14.21	-1.32%	9.10	15.86	1.11
Lakeland Bancorp, Inc.	LBAI	14.79	13.43	-9.20%	10.65	16.00	0.74
M&T Bank Corporation	MTB	137.08	151.36	10.42%	108.53	156.65	1.00
Meridian Corporation	MRBK	13.90	10.52	-24.32%	8.26	14.24	0.72
OceanFirst Financial Corp.	OCFC	17.36	15.89	-8.47%	12.01	19.58	0.56
Parke Bancorp, Inc.	PKBK	20.25	17.40	-14.07%	15.16	20.87	0.72
Princeton Bancorp, Inc.	BPRN	35.90	33.10	-7.80%	27.23	38.19	0.86
Provident Financial Services, Inc.	PFS	18.03	14.35	-20.41%	13.07	19.62	0.64
QNB Corp.	QNBC	25.99	23.49	-9.62%	21.39	27.64	0.92
Quaint Oak Bancorp, Inc.	QNTQ	11.50	10.77	-6.35%	10.10	17.50	0.53
S&T Bancorp, Inc.	STBA	33.42	33.39	-0.09%	24.51	36.28	0.99
The Bancorp, Inc.	TBBK	38.56	37.76	-2.07%	29.92	47.11	2.42
The PNC Financial Services Group, Inc.	PNC	154.85	155.48	0.41%	109.40	162.24	1.37
The Toronto-Dominion Bank	TD	64.62	54.96	-14.95%	53.52	66.15	0.90
Tompkins Financial Corporation	TMP	60.23	48.90	-18.81%	43.09	65.54	1.05
Truist Financial Corporation	TFC	36.92	38.85	5.23%	26.57	40.51	1.00
Univest Financial Corporation	UVSP	22.03	22.83	3.63%	16.10	23.10	0.79
Wells Fargo & Company	WFC	49.22	59.39	20.66%	38.39	62.55	1.28
WSFS Financial Corporation	WSFS	45.93	47.00	2.33%	33.12	47.97	1.14

July 2024 | Data Collected June 1-30, 2024

Interest Rate Summary

Equity Retail Brokers - Capital Markets Review - Leading Rates					
US Treasuries	1 Year Prior	6 Month Prior	3 Month Prior	1 Month Prior	Current
3 Month Treasury	5.28	5.33	5.36	5.39	5.35
6 Month Treasury	5.41	5.25	5.32	5.38	5.32
1 Year Treasury	5.39	4.76	5.02	5.18	5.11
2-Year Treasury	4.90	4.25	4.62	4.87	4.75
5-Year Treasury	4.16	3.85	4.21	4.51	4.38
10-Year Treasury	3.84	3.88	4.20	4.50	4.40
30-Year Treasury	3.86	4.03	4.34	4.65	4.56
Key Rates	1 Year Prior	6 Month Prior	3 Month Prior	1 Month Prior	Current
Fed Funds Rate	5.07	5.31	5.31	5.31	5.31
Federal Reserve Target	5.25	5.50	5.50	5.50	5.50
Prime Rate	8.25	8.50	8.50	8.50	8.50
SOFR	1 Year Prior	6 Month Prior	3 Month Prior	1 Month Prior	Current
30-Day Average	5.07	5.34	5.32	1.38	5.34
90-Day Average	5.00	5.36	5.35	1.31	5.35
180-Day-Average	4.78	5.35	5.39	1.25	5.39
Muni Bonds - Yields	1 Year Prior	6 Month Prior	3 Month Prior	1 Month Prior	Current
	3.01	2.59	3.21	3.43	3.20
2-Year	2.92	2.50	2.99	3.36	3.14
5-Year	2.61	2.22	2.52	3.14	2.96
10-Year	2.55	2.27	2.52	3.11	2.86
30-Year	3.57	3.40	3.73	4.00	3.79



July 2024 | Data Collected June 1-30, 2024

Banks for Sale

Below is a list of some single tenant net lease bank investment properties that are currently for sale in Pennsylvania, New Jersey, Delaware, Maryland, Virginia, West Virginia, and Washington D.C. **This list of available Investment Properties is intended for the use and benefit of Equity Retail Brokers current and prospective commercial real estate investment clients.** The list is compiled for our clients to give them an understanding of current pricing of Net Lease bank properties in the region. The information has been gathered from a variety of sources. Some of these properties are listed by Equity Retail Brokers, while others are listed by other brokers or are being directly marketed by the owner. However they are listed, we at Equity Retail Brokers, either as a dual or a buyer's agent, can represent our client's interest in obtaining information and negotiating the purchase of any of the properties.

Bank	City	State	Asking Price	Cap Rate	Lease (Years Left)	Lease Type	Lease Increases	2023 Deposits
Chase Bank	Rockville	MD	\$10,795,000	4.25%	13.5	Ground	10% every 5 years	New Branch
Chase Bank	Virginia Beach	VA	\$2,829,000	4.50%	15	Ground	10% every 5 years	New Branch
Bank of America	Pittsburgh	PA	\$4,100,000	4.51%	15	Ground	12.5% every 5 years	\$6,826,000
Chase Bank	Hampton	VA	\$4,530,000	4.75%	15	Ground	10% every 5 years	New Branch
Chase Bank	Manassas	VA	\$4,150,000	4.75%	14	Ground	10% every 5 years	\$10,623,000
S&T Bank	Cranberry Twp	PA	\$2,900,000	5.00%	15	NNN	10% every 5 years	New Branch
Citizens Bank	Hillside	NJ	\$2,650,000	5.02%	Unknown	Unknown	Unknown	\$88,830,000
Bank of America	Egg Harbor Twp	NJ	\$6,090,909	5.50%	15	Ground	12.5% every 5 years	New Branch
Truist Bank	Virginia Beach	VA	\$2,226,000	5.75%	8	Ground	10% every 5 years	\$109,270,000
Bank of America	Washington	DC	\$4,500,000	5.83%	5	Ground	3% annually	\$75,666,000
Wells Fargo & Billboard	Norfolk	VA	\$2,813,633	6.00%	5	Ground	15% every 5 years	\$108,145,000
Fulton Bank	Pitman	NJ	\$1,067,000	6.00%	6.5	NNN	2.5% annually	\$67,195,000
PNC Bank	Virginia Beach	VA	\$1,641,000	6.00%	4	Ground	2% annually	\$32,125,000
Dollar Bank	Pittsburgh	PA	\$900,000	6.05%		NNN		\$174,208,000
Bank of America	Fredericksburg	VA	\$5,430,000	6.24%	10	Ground	10% every 5 years	\$41,718,000
Truist Bank	Roanoke	VA	\$1,349,000	6.25%	22	NNN	1.5% annually	\$111,156,000
Bank of America	Wayne	PA	\$6,723,568	6.25%	5.9	NNN	10% or CPI every 5 years	\$53,297,000
TruMark Financial Credit Union	Philadelphia	PA	\$3,200,000	6.33%	Unknown	Unknown	Unknown	Undisclosed
PNC Bank	Bowie	MD	\$3,850,000	6.72%	2.6	Ground	15% every 5 years	\$89,641,000
Northfield Bank	Linden	NJ	\$3,519,000	7.00%	5	NNN	Unknown	\$127,211,000
Atlantic Union Bank	Midlothian	VA	\$2,200,000	7.00%	1.5	NN	10% in options	\$102,980,000
Citizens Bank	Turtle Creek	PA	\$1,714,000	7.00%	6	NNN	2.5% annually	\$94,948,000
Wells Fargo	Whitehall	PA	\$1,785,000	7.00%	4.7	Ground	N/A	\$216,000,000
Fulton Bank / Dance Studio	Philadelphia	PA	\$2,150,000	7.10%	5	NNN	Annual	\$14,470,000
TD Bank	Clinton	MD	\$5,874,758	7.25%	2.5	Ground	FMV & 112% or prior rent	\$75,392,000
Virginia National Bank (The Fauquier Bank)	Manassas	VA	\$4,196,841	7.25%	5	Ground	15% every 5 years	\$38,652,000
Bank of America	Clarksville	MD	\$5,680,000	7.50%	3	NNN	15% in options	\$219,398,000
First National Bank of PA	New Castle	PA	\$1,045,000	7.53%	4.9	NNN	N/A	\$177,853,000
Truist Bank	Manassas	VA	\$6,724,862	7.92%	6	NNN	10% every 5 years	Closed
TD Bank & Vacancy	Raritan	NJ	\$1,700,000	8.84%	6	Mod. NNN	2% annually	\$309,908,000
Middletown Valley Bank	Hagerstown	MD	\$1,999,999	8.96%	1.2	NN	2% annually	\$312,605,000
Lakeland Bank	West Caldwell	NJ	\$1,000,000	13.55%	5	NNN	3% annually	Closed
Truist Bank	Atco	NJ	Undisclosed	Unknown	4.5	NNN	2% annually	Closed
Chase Bank	Mechanicsville	VA	\$1,720,430	Unknown	9.3	Ground	10% every 5 years	New Branch
Wells Fargo	Turnersville	NJ	Auction - starting \$1,400,000	Unknown	4	Ground	13.5% every 5 years	\$162,026,000

July 2024 | Data Collected June 1-30, 2024

Vacant Banks for Sale

Below is a list of some vacated bank properties that are currently for sale in Pennsylvania, New Jersey, and Delaware. **This list of available Properties is intended for the use and benefit of Equity Retail Brokers current and prospective commercial real estate investment clients.** The list is compiled for our clients to give them an understanding of current pricing of vacant bank properties in the region. The information has been gathered from a variety of sources. Some of these properties are listed by Equity Retail Brokers, while others are listed by other brokers or are being directly marketed by the owner. However they are listed, we at Equity Retail Brokers, either as a dual or a buyer's agent, can represent our client's interest in obtaining information and negotiating the purchase of any of the properties.

Address	City	State	Asking Price	Building Size (SF)	Acreage
201 E. Erie St	Linesville	PA	\$99,000	2,360	0.58
50 Main St	East Conemaugh	PA	\$129,000	2,200	Unknown
166 Ligonier St	New Florence	PA	\$129,000	2,200	0.40
707 Central Ave	Minotola (Buena)	NJ	\$179,900	2,300	0.69
207 S. Washington St	Eau Claire	PA	\$198,500	1,782	0.25
7 N. Kennedy Dr	McAdoo	PA	\$199,000	3,245	0.14
127 N. Diamond St	Mercer	PA	\$225,000	2,960	0.31
1 S. Center St	Corry	PA	\$275,000	9,748	0.41
702 W. Main St	Valley View	PA	\$275,000	3,612	0.48
314 Sewickley Ave	Herminie	PA	\$349,000	7,100	0.62
4300 Murray Ave	Pittsburgh	PA	\$350,000	1,734	0.11
3rd & Market St	Halifax	PA	\$440,000	7,492	0.32
183 S. White Horse Pike	Berlin	NJ	\$474,900	5,005	0.70
248 Seneca St	Oil City	PA	\$515,000	8,000	0.48
176 Lovell Ave	Ebensburg	PA	\$549,900	3,417	0.73
153 W. Orange St	Shippensburg	PA	\$575,000	2,312	0.68
4200 W. Market St	York	PA	\$599,000	4,660	0.85
85 Washington Ave	Little Ferry	NJ	\$610,000	3,409	0.35
3530 Freemansburg Ave	Bethlehem	PA	\$625,000	5,832	0.32
500 Monmouth St	Gloucester City	NJ	\$650,000	3,196	0.45
2302 N. Delsea Dr	Vineland	NJ	\$695,000	2,400	1.40
528 Station Ave	Haddon Heights	NJ	\$750,000	6,320	0.80
527 Ridge Rd	South Brunswick Town	NJ	\$795,000	1,900	1.90
350 E. Bellevue Ave	Muhlenberg	PA	\$800,000	2,966	0.86
308 Hurffville-Crosskeys Rd	Sewell	NJ	\$825,000	3,343	0.93
950 N. Pearl St	Bridgeton	NJ	\$900,000	2,400	0.68
212 Front St	Marysville	PA	\$900,000	14,500	0.45
1060 Aaron Rd	North Brunswick	NJ	\$995,000	3,100	1.05
62 Berlin Rd	Stratford	NJ	\$1,000,000	1,560	1.50
701 Arnold Ave	Point Pleasant Beach	NJ	\$1,150,000	5,800	0.17
1249 Market St	Lemoyne	PA	\$1,295,000	3,600	1.72
1500 Union Ave	Union Beach	NJ	\$1,300,000	2,272	0.82
224 S. Main St	Flemington	NJ	\$1,400,000	2,302	1.40
1950 Old Philadelphia Pike	Lancaster	PA	\$1,500,000	2,240	0.57
60 Washington St	East Stroudsburg	PA	\$1,599,000	19,524	0.98
89 Main St	Little Falls	NJ	\$1,600,000	8,600	0.07
226 S. Broad St	Trenton	NJ	\$1,625,000	8,300	0.25
83 W. Main St	Elverson	PA	\$1,825,000	9,669	2.10

July 2024 | Data Collected June 1-30, 2024

Vacant Banks for Sale

Address	City	State	Asking Price	Building Size (SF)	Acreage
570 Pompton Ave	Cedar Grove	NJ	\$1,850,000	4,773	1.27
701 E. Passyunk Ave	Philadelphia	PA	\$1,855,000	5,042	0.07
15 W. West Jersey Ave	Pleasantville	NJ	\$1,999,000	6,500	0.90
317 Main St	Lakewood	NJ	\$2,500,000	5,209	0.75
13-14 River Rd	Fair Lawn	NJ	\$2,900,000	4,216	0.52
1852 N. Olden Ave	Ewing	NJ	\$3,995,000	4,230	1.40
855 Mountain Ave	Mountainside	NJ	\$4,999,000	7,440	1.24
2560 Route 37	Manchester	NJ	Auction	2,464	1.20
503 S. Oxford Valley Rd	Fairless Hills	PA	Modified Bidding	3,016	0.80
259 S. Easton Rd	Glenside	PA	Modified Bidding	1,867	0.29
423 E. Girard Ave	Philadelphia	PA	Modified Bidding	2,820	0.03
1 W. Main St	Annville	PA	Undisclosed	4,607	0.63
171-173 Broadway	Bayonne	NJ	Undisclosed	5,518	0.13
3301 Easton Ave	Bethlehem	PA	Undisclosed	3,024	1.12
604 W. Union Ave	Bound Brook	NJ	Undisclosed	3,017	0.52
308 N. Logan Blvd	Burnham	PA	Undisclosed	2,360	0.20
1006 Kresson Rd	Cherry Hill	NJ	Undisclosed	3,000	0.56
510 Main St	Chester	NJ	Undisclosed	2,630	0.62
304 Princeton Hightstown Rd	East Windsor	NJ	Undisclosed	7,000	4.55
1713 W. Main St	Ephrata	PA	Undisclosed	2,952	0.64
5600 William Flynn Hwy	Gibsonia	PA	Undisclosed	3,649	6.62
99 N. Haddon Ave	Haddonfield	NJ	Undisclosed	4,972	0.90
1091 Eichelberger St	Hanover	PA	Undisclosed	3,834	6.93
313 W. Cypress St	Kennett Square	PA	Undisclosed	2,583	1.23
801 Chestnut St	Kulpmont	PA	Undisclosed	3,058	0.04
234 N. Main St	Loganville	PA	Undisclosed	4,970	1.08
1251 Centre Tpke	Orwigsburg	PA	Undisclosed	2,992	1.26
91 Route 45	Salem	NJ	Undisclosed	2,684	3.19
835 Lawn Ave	Sellersville	PA	Undisclosed	1,539	1.15
96 S. Main St	Sellersville	PA	Undisclosed	2,645	1.49
400 Market St	Sunbury	PA	Undisclosed	20,495	0.19
765 Blue Mountain Dr	Walnutport	PA	Undisclosed	2,500	1.94
301 W. Lancaster Ave	Wayne	PA	Undisclosed	5,650	0.64
234 Main St	York	PA	Undisclosed	3,200	1.08
824 Lansdowne Ave	Drexel Hill	PA	Unpriced	2,931	0.32
901 N. 2nd St	Millville	NJ	Unpriced	2,400	2.46
2932 Haddonfield Rd	Pennsauken	NJ	Unpriced	2,250	2.78
120 S. Centre St	Pottsville	PA	Unpriced	24,048	0.57
2300 S. Queen St	York	PA	Unpriced	2,392	0.61

July 2024 | Data Collected June 1-30, 2024

Repositioning Vacant Banks

376 Tilton Rd, Northfield, NJ	
BEFORE	AFTER
	

Disclaimer: This data was found through independent research. Equity Retail Brokers was not involved in this transaction.

For more information about this transaction, contact:
David Laiter
610.645.7700 x150
dlaiter@equityretailbrokers.com

Equity Retail Brokers Property Listings

Visit our website to see a complete list of our properties currently available:

PROPERTY LISTINGS

For a sample list of NNN bank properties for sale across the U.S., please call or email:
Edward Ginn
610.645.7700 x101
eginn@equityretailbrokers.com

If you would like to learn more about the real estate services we provide, please contact:
Edward Ginn | President
610.645.7700 x101
eginn@equityretailbrokers.com

David Goodman | Principal
610.645.7700 x119
dgoodman@equityretailbrokers.com

Member:

